



Kim Rosen  
November 7, 2017

# Network360

## Network Comparison Report

### Sample - Medical

Base Network	HealthyStart PPO
Comparison Network	PrimeHealth PPO
Locations	KS
Counts	Providers
Specialty Mapping	Standard Medical

## CONDITIONS OF USE

This website and the data and/or information generated or copied from this website are considered confidential and proprietary. It is intended for use by Strenuus only, and may contain material that is privileged or protected from disclosure under applicable law. Such information is based upon certain publicly available information and may not accurately represent the current provider directory or currently available network for Strenuus or other plans. It is offered for analytical and general discussion purposes only. Furthermore, information about any health care provider contained in this document is only as valid as its published source. Health care providers practice at many locations and can change network affiliations often; always verify the accuracy of this information with the health care provider directly.

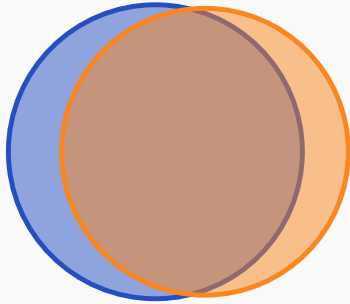
Zelis and Strenuus (collectively "Publisher") make no warranties or representations as to the accuracy or completeness of the information or its appropriateness for any particular purpose, and are not responsible or liable for any claim, loss or damage resulting from its use or reliance upon such information. Publisher and their subsidiary and affiliate companies are not responsible for errors or omissions in this report. If you are not the intended recipient or the individual responsible for delivering to the intended recipient, please (1) be advised that any use, dissemination, forwarding, or copying of this document is strictly prohibited and (2) destroy this document immediately.



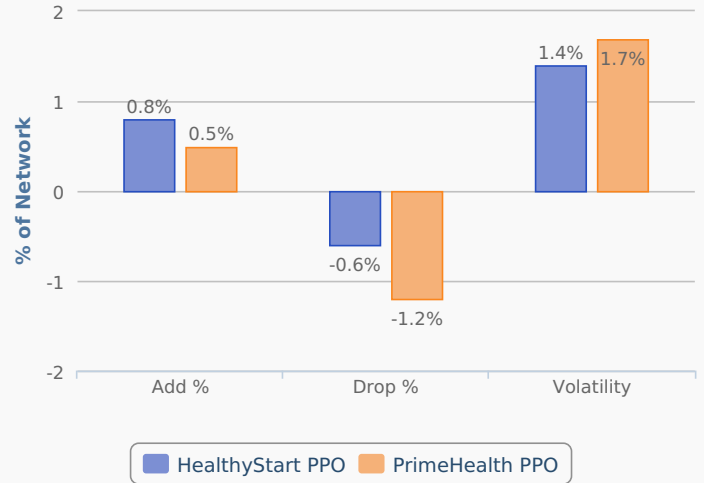
# Comparison Overview

## Overlap

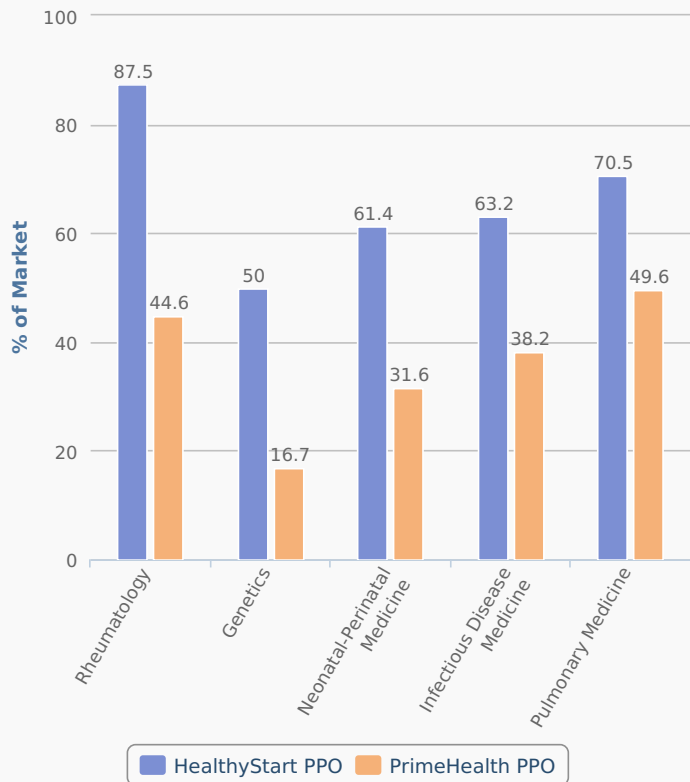
Network	Total	Exclusive
HealthyStart PPO	4,741	1,118
PrimeHealth PPO	4,512	889
Overlapping	3,623	n/a



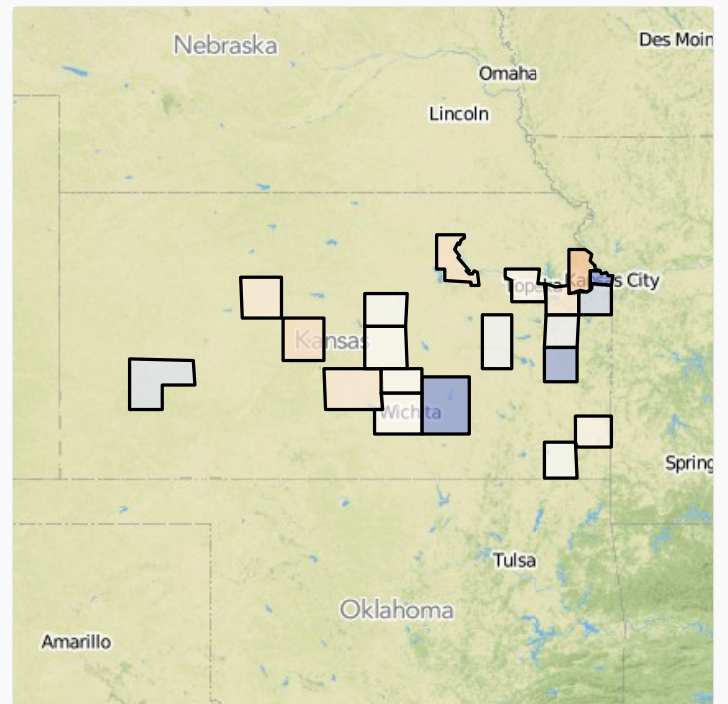
## Average Monthly Volatility



## Top Specialty Groups



## Network Strength (Largest Provider Populations)



### HealthyStart PPO

Base Network Advantage

### PrimeHealth PPO

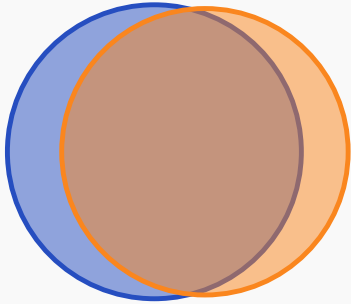
Comparison Network Advantage



# Overlap With All Networks

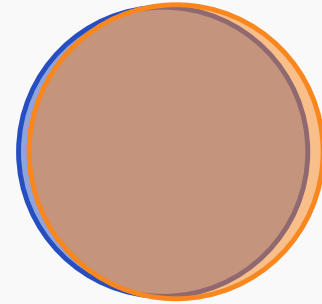
## Individual

Network	Total	Exclusive
HealthyStart PPO	4,621	1,113
PrimeHealth PPO	4,388	880
Overlapping	3,508	n/a



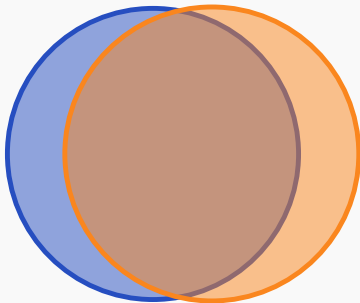
## Hospital

Network	Total	Exclusive
HealthyStart PPO	120	5
PrimeHealth PPO	124	9
Overlapping	115	n/a



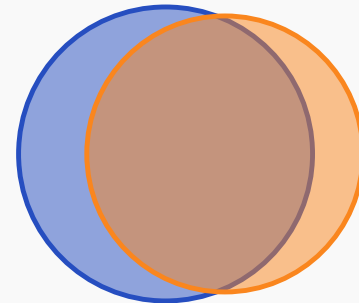
## Primary Care

Network	Total	Exclusive
HealthyStart PPO	2,379	588
PrimeHealth PPO	2,425	634
Overlapping	1,791	n/a

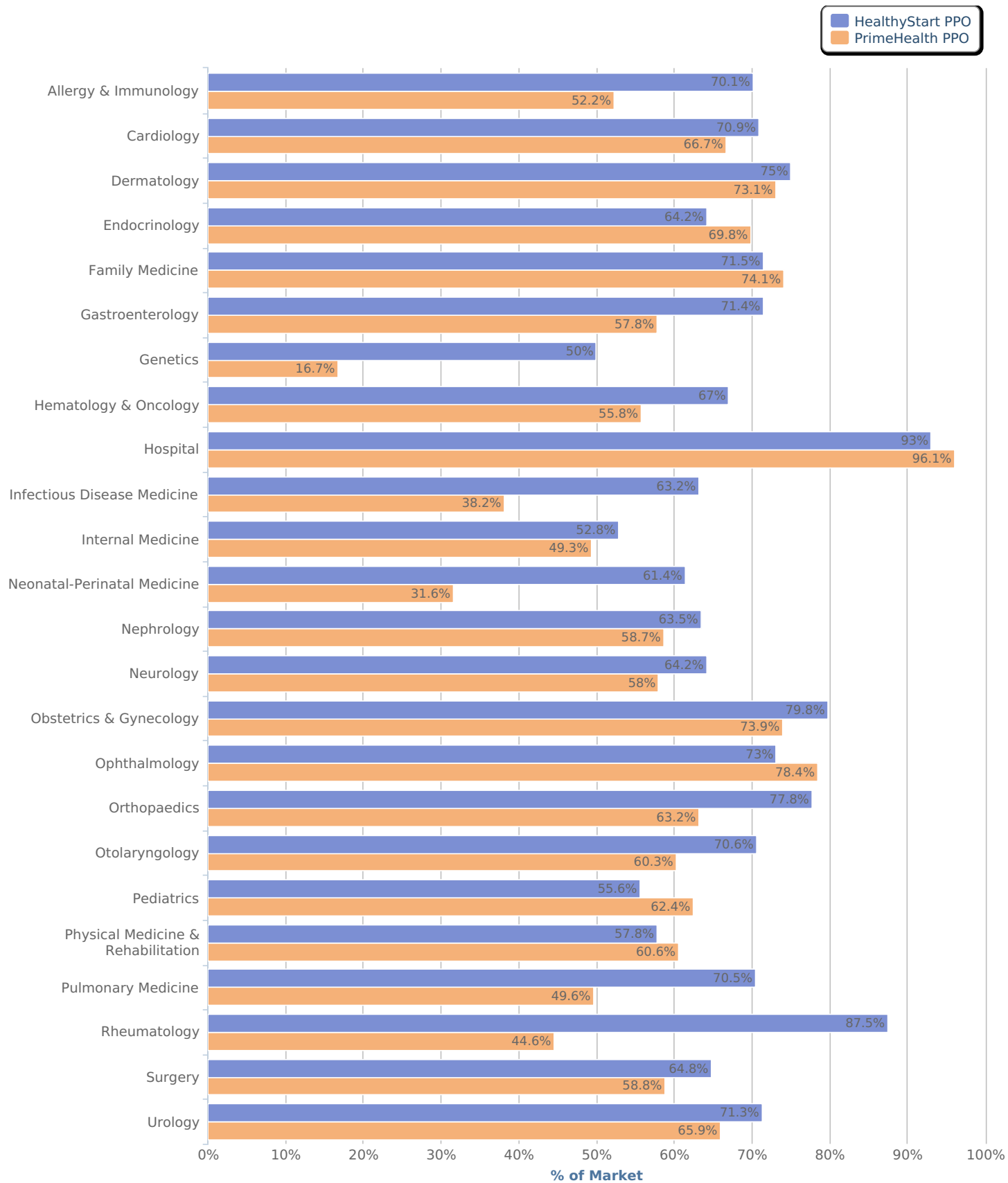


## Specialist

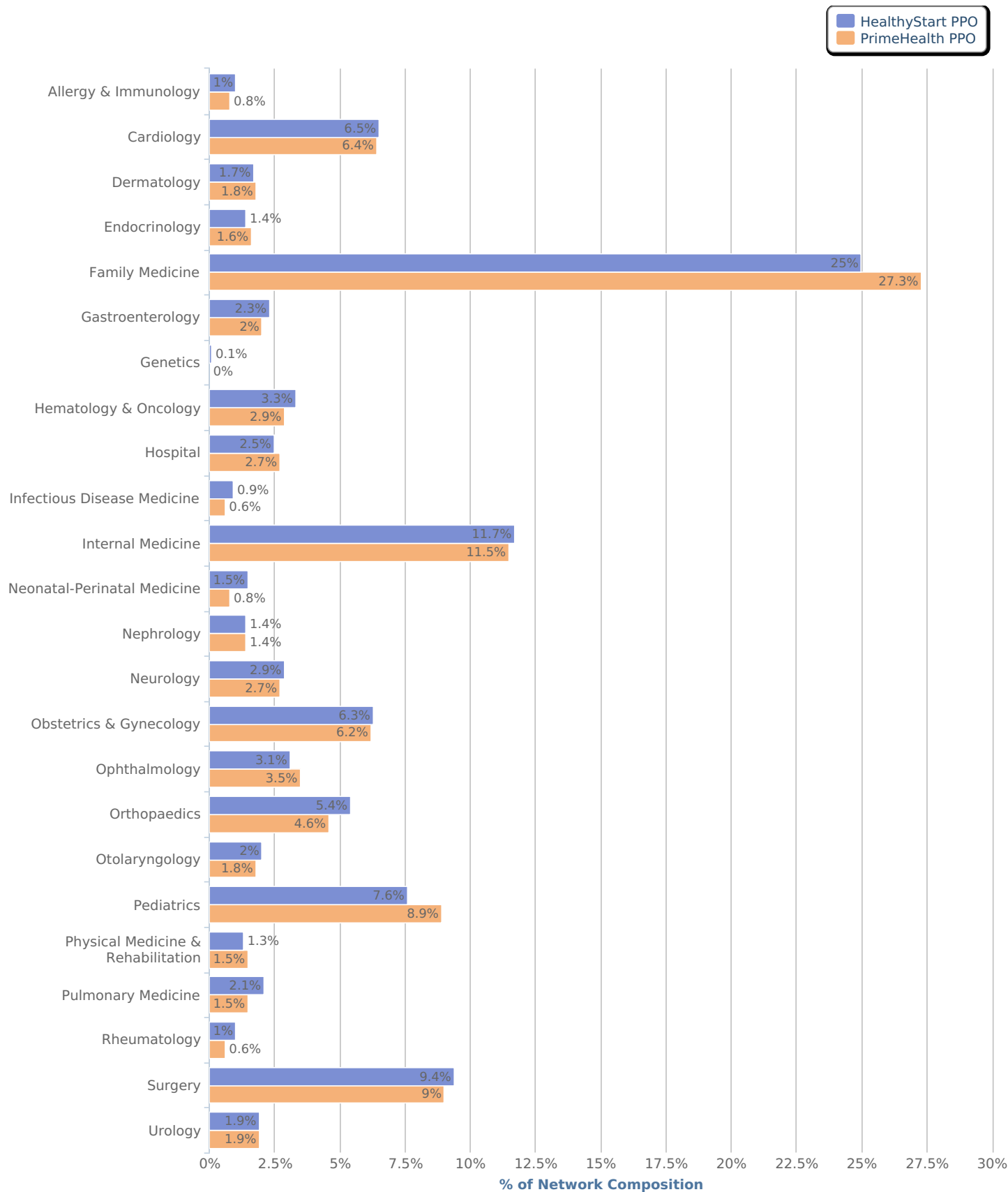
Network	Total	Exclusive
HealthyStart PPO	2,291	708
PrimeHealth PPO	2,020	437
Overlapping	1,583	n/a



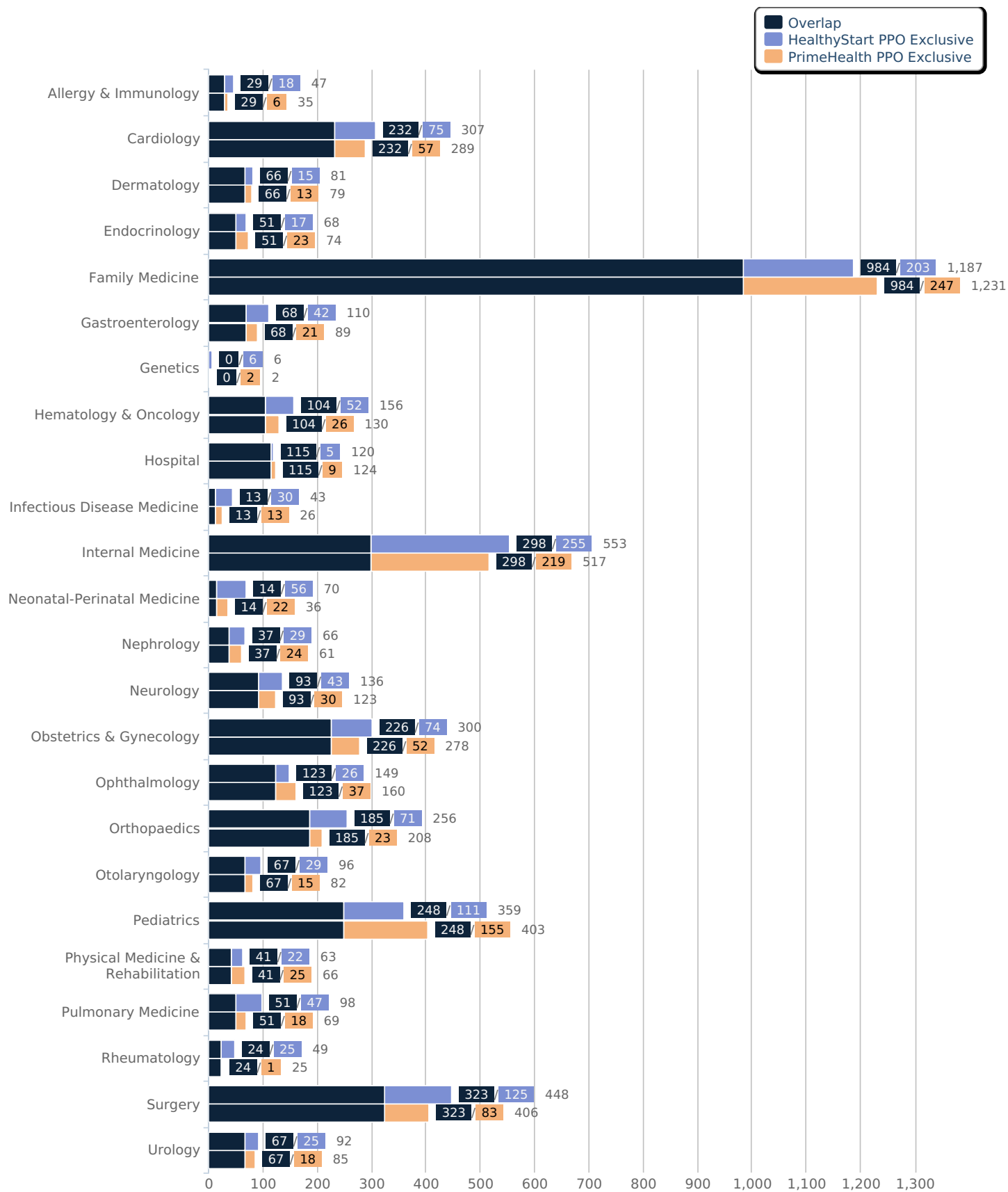
# Specialty Group Market Penetration



# Specialty Group Network Composition



# Specialty Group Overlap



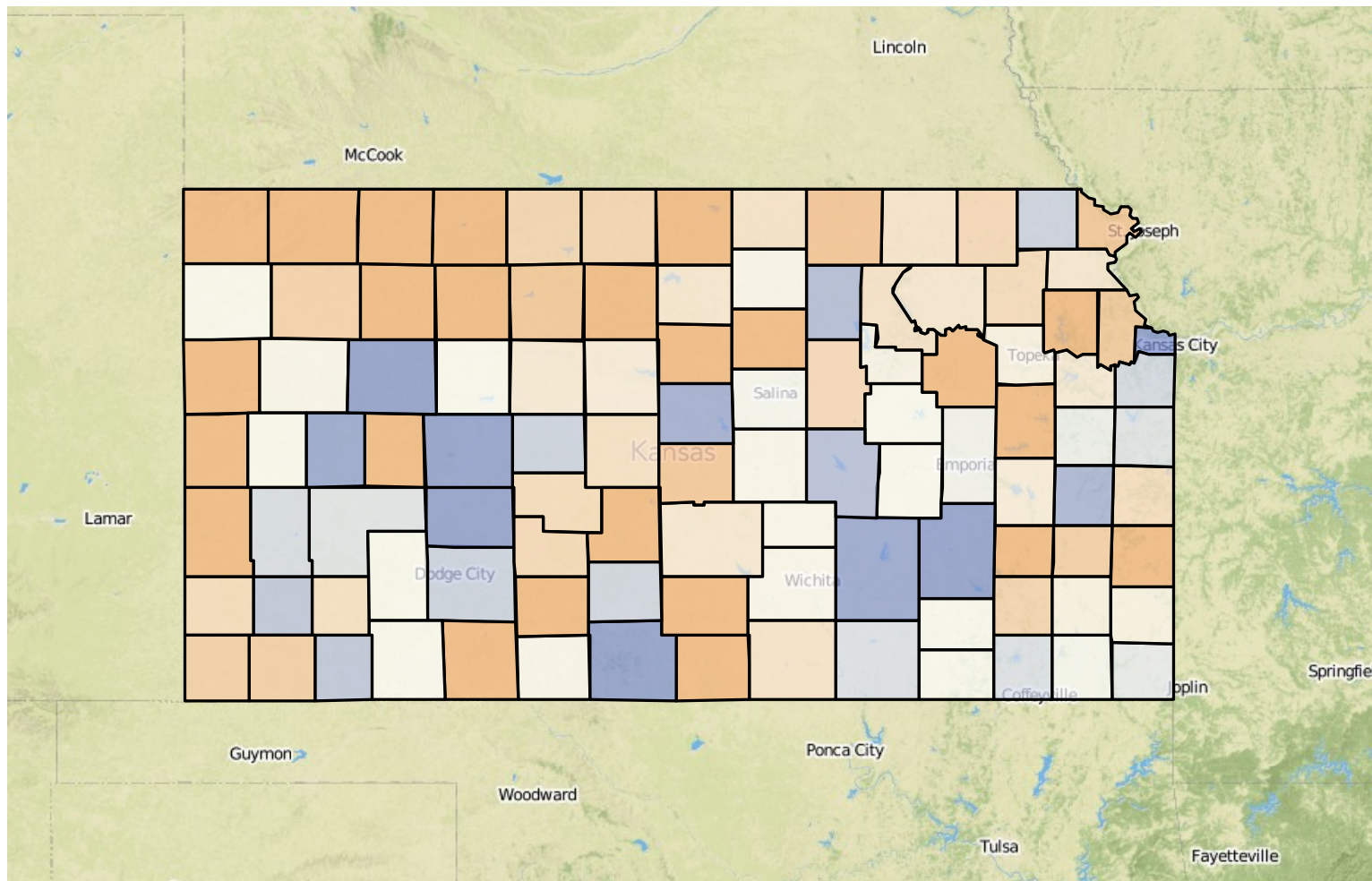
# Relative Strength Map

## HealthyStart PPO

Base Network Advantage

## PrimeHealth PPO

Comparison Network Advantage





# Network Strength by Location

Location	HealthyStart PPO			PrimeHealth PPO		Market
	%	Total	Rank	%	Total	Total
Allen County, KS	41%	23	2	<b>58%</b>	<b>🏆 32</b>	55
Anderson County, KS	<b>40%</b>	<b>🏆 32</b>	<b>1</b>	21%	17	80
Atchison County, KS	57%	38	2	<b>64%</b>	<b>🏆 42</b>	66
Barber County, KS	<b>76%</b>	<b>🏆 10</b>	<b>1</b>	46%	6	13
Barton County, KS	56%	57	2	<b>66%</b>	<b>🏆 67</b>	101
Bourbon County, KS	34%	15	2	<b>60%</b>	<b>🏆 26</b>	43
Brown County, KS	<b>64%</b>	<b>🏆 22</b>	<b>1</b>	53%	18	34
Butler County, KS	<b>75%</b>	<b>🏆 76</b>	<b>1</b>	52%	53	101
Chase County, KS	100%	1	1	100%	1	1
Chautauqua County, KS	100%	2	1	100%	2	2
Cherokee County, KS	<b>64%</b>	<b>🏆 42</b>	<b>1</b>	60%	39	65
Cheyenne County, KS	18%	2	2	<b>82%</b>	<b>🏆 9</b>	11
Clark County, KS	0	0	2	<b>100%</b>	<b>🏆 3</b>	3
Clay County, KS	<b>67%</b>	<b>🏆 19</b>	<b>1</b>	50%	14	28
Cloud County, KS	52%	9	1	53%	9	17
Coffey County, KS	65%	13	2	<b>70%</b>	<b>🏆 14</b>	20
Comanche County, KS	66%	2	1	67%	2	3
Cowley County, KS	<b>80%</b>	<b>🏆 59</b>	<b>1</b>	73%	53	73
Crawford County, KS	65%	93	2	<b>68%</b>	<b>🏆 97</b>	143
Decatur County, KS	30%	4	2	<b>69%</b>	<b>🏆 9</b>	13
Dickinson County, KS	61%	21	2	<b>74%</b>	<b>🏆 25</b>	34
Doniphan County, KS	30%	3	2	<b>50%</b>	<b>🏆 5</b>	10
Douglas County, KS	66%	171	2	<b>72%</b>	<b>🏆 184</b>	256
Edwards County, KS	50%	4	2	<b>63%</b>	<b>🏆 5</b>	8
Elk County, KS	50%	1	1	50%	1	2
Ellis County, KS	59%	73	2	<b>65%</b>	<b>🏆 79</b>	122
Ellsworth County, KS	<b>77%</b>	<b>🏆 7</b>	<b>1</b>	56%	5	9
Finney County, KS	<b>74%</b>	<b>🏆 70</b>	<b>1</b>	68%	64	94
Ford County, KS	<b>75%</b>	<b>🏆 56</b>	<b>1</b>	64%	47	74
Franklin County, KS	<b>65%</b>	<b>🏆 60</b>	<b>1</b>	62%	56	91
Geary County, KS	60%	30	2	<b>62%</b>	<b>🏆 31</b>	50
Gove County, KS	<b>81%</b>	<b>🏆 9</b>	<b>1</b>	55%	6	11
Graham County, KS	66%	2	2	<b>100%</b>	<b>🏆 3</b>	3



Location	HealthyStart PPO			PrimeHealth PPO		Market
	%	Total	Rank	%	Total	Total
Grant County, KS	<b>71%</b>	<b>🏆 10</b>	<b>1</b>	57%	8	14
Gray County, KS	50%	1	1	50%	1	2
Greeley County, KS	57%	4	2	<b>86%</b>	<b>🏆 6</b>	7
Greenwood County, KS	<b>81%</b>	<b>🏆 9</b>	<b>1</b>	45%	5	11
Hamilton County, KS	14%	1	2	<b>86%</b>	<b>🏆 6</b>	7
Harper County, KS	57%	8	2	<b>86%</b>	<b>🏆 12</b>	14
Harvey County, KS	62%	68	2	<b>63%</b>	<b>🏆 69</b>	109
Haskell County, KS	40%	4	2	<b>50%</b>	<b>🏆 5</b>	10
Hodgeman County, KS	<b>100%</b>	<b>🏆 4</b>	<b>1</b>	75%	3	4
Jackson County, KS	36%	12	2	<b>48%</b>	<b>🏆 16</b>	33
Jefferson County, KS	61%	8	2	<b>92%</b>	<b>🏆 12</b>	13
Jewell County, KS	11%	1	2	<b>78%</b>	<b>🏆 7</b>	9
Johnson County, KS	<b>70%</b>	<b>🏆 1,827</b>	<b>1</b>	61%	1,581	2,592
Kearny County, KS	<b>81%</b>	<b>🏆 9</b>	<b>1</b>	73%	8	11
Kingman County, KS	30%	4	2	<b>85%</b>	<b>🏆 11</b>	13
Kiowa County, KS	50%	5	2	<b>80%</b>	<b>🏆 8</b>	10
Labette County, KS	<b>62%</b>	<b>🏆 58</b>	<b>1</b>	61%	57	93
Lane County, KS	50%	1	2	<b>100%</b>	<b>🏆 2</b>	2
Leavenworth County, KS	47%	135	2	<b>66%</b>	<b>🏆 188</b>	285
Lincoln County, KS	50%	2	2	<b>75%</b>	<b>🏆 3</b>	4
Linn County, KS	33%	3	2	<b>44%</b>	<b>🏆 4</b>	9
Logan County, KS	81%	9	1	82%	9	11
Lyon County, KS	<b>67%</b>	<b>🏆 62</b>	<b>1</b>	65%	60	92
Marion County, KS	<b>70%</b>	<b>🏆 17</b>	<b>1</b>	54%	13	24
Marshall County, KS	42%	18	2	<b>50%</b>	<b>🏆 21</b>	42
McPherson County, KS	54%	45	1	55%	45	82
Meade County, KS	75%	3	1	75%	3	4
Miami County, KS	<b>50%</b>	<b>🏆 31</b>	<b>1</b>	44%	27	62
Mitchell County, KS	66%	10	2	<b>73%</b>	<b>🏆 11</b>	15
Montgomery County, KS	<b>58%</b>	<b>🏆 43</b>	<b>1</b>	51%	37	73
Morris County, KS	64%	9	1	64%	9	14
Morton County, KS	50%	6	2	<b>67%</b>	<b>🏆 8</b>	12
Nemaha County, KS	57%	19	2	<b>70%</b>	<b>🏆 23</b>	33
Neosho County, KS	69%	25	2	<b>72%</b>	<b>🏆 26</b>	36
Ness County, KS	<b>88%</b>	<b>🏆 8</b>	<b>1</b>	56%	5	9
Norton County, KS	20%	4	2	<b>45%</b>	<b>🏆 9</b>	20



Location	%	Total	Rank	%	Total	Total
Osage County, KS	16%	2	2	<b>58%</b>	<b>🏆 7</b>	12
Osborne County, KS	55%	5	2	<b>100%</b>	<b>🏆 9</b>	9
Ottawa County, KS	57%	4	2	<b>86%</b>	<b>🏆 6</b>	7
Pawnee County, KS	44%	8	2	<b>56%</b>	<b>🏆 10</b>	18
Phillips County, KS	46%	7	2	<b>60%</b>	<b>🏆 9</b>	15
Pottawatomie County, KS	64%	22	2	<b>71%</b>	<b>🏆 24</b>	34
Pratt County, KS	<b>79%</b>	<b>🏆 23</b>	<b>1</b>	69%	20	29
Rawlins County, KS	36%	4	2	<b>73%</b>	<b>🏆 8</b>	11
Reno County, KS	76%	115	2	<b>83%</b>	<b>🏆 124</b>	150
Republic County, KS	66%	8	2	<b>75%</b>	<b>🏆 9</b>	12
Rice County, KS	60%	6	2	<b>80%</b>	<b>🏆 8</b>	10
Riley County, KS	71%	110	2	<b>80%</b>	<b>🏆 123</b>	154
Rooks County, KS	60%	6	2	<b>80%</b>	<b>🏆 8</b>	10
Rush County, KS	<b>22%</b>	<b>🏆 2</b>	<b>1</b>	11%	1	9
Russell County, KS	50%	10	2	<b>55%</b>	<b>🏆 11</b>	20
Saline County, KS	<b>72%</b>	<b>🏆 132</b>	<b>1</b>	71%	129	181
Scott County, KS	<b>69%</b>	<b>🏆 9</b>	<b>1</b>	46%	6	13
Sedgwick County, KS	73%	855	2	<b>74%</b>	<b>🏆 866</b>	1,168
Seward County, KS	<b>74%</b>	<b>🏆 37</b>	<b>1</b>	60%	30	50
Shawnee County, KS	69%	364	2	<b>72%</b>	<b>🏆 377</b>	524
Sheridan County, KS	37%	3	2	<b>75%</b>	<b>🏆 6</b>	8
Sherman County, KS	31%	11	1	31%	11	35
Smith County, KS	46%	7	2	<b>60%</b>	<b>🏆 9</b>	15
Stafford County, KS	40%	2	2	<b>80%</b>	<b>🏆 4</b>	5
Stanton County, KS	55%	5	2	<b>67%</b>	<b>🏆 6</b>	9
Stevens County, KS	50%	3	2	<b>67%</b>	<b>🏆 4</b>	6
Sumner County, KS	68%	15	2	<b>77%</b>	<b>🏆 17</b>	22
Thomas County, KS	54%	18	2	<b>70%</b>	<b>🏆 23</b>	33
Trego County, KS	50%	3	1	50%	3	6
Wabaunsee County, KS	50%	1	2	<b>100%</b>	<b>🏆 2</b>	2
Wallace County, KS	0	0	2	<b>100%</b>	<b>🏆 4</b>	4
Washington County, KS	50%	7	2	<b>71%</b>	<b>🏆 10</b>	14
Wichita County, KS	75%	3	1	75%	3	4
Wilson County, KS	71%	15	2	<b>86%</b>	<b>🏆 18</b>	21
Woodson County, KS	50%	3	2	<b>100%</b>	<b>🏆 6</b>	6
Wyandotte County, KS	<b>66%</b>	<b>🏆 664</b>	<b>1</b>	39%	389	992



