



***HealthyStart
Market Analysis Report***

Sample - Medical

Data Generation:	03/02/2010
Plan:	HealthyStart PPO
Provider Matching Type:	Individual
Specialty Mapping:	Strenuus Market Standard
State:	KS
Geography Grouping:	County
County:	All

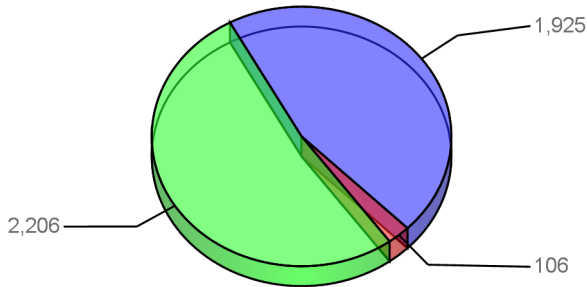


CONDITIONS OF USE: This website and the data and/or information generated or copied from this website are considered confidential and proprietary. It is intended for HealthyStart ("HealthyStart") business use only. Such information is based upon certain publicly available information and may not accurately represent the current Provider Directory or currently available network for HealthyStart or other plans. It is offered for analytical and general discussion purposes only. HealthyStart makes no warranties or representations as to the accuracy or completeness of the information or its appropriateness for any particular purpose. HealthyStart is not responsible or liable for any claim, loss or damage resulting from its use or reliance upon such information.

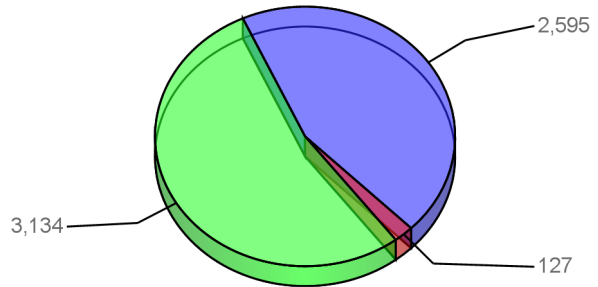
HealthyStart and its subsidiary and affiliate companies are not responsible for errors or omissions in this report. The information contained in this document may be confidential and intended solely for the use of the individual or entity to whom it was provided. This document may contain material that is privileged or protected from disclosure under applicable law. If you are not the intended recipient or the individual responsible for delivering to the intended recipient, please (1) be advised that any use, dissemination, forwarding, or copying of this document is strictly prohibited and (2) notify sender immediately by telephone and destroy the document.

Market Penetration Summary

HealthyStart PPO



Total Market



Plan Name	Provider Type	Total Providers
HealthyStart PPO	Hospital	106
HealthyStart PPO	Primary Care	2,206
HealthyStart PPO	Specialist	1,925
Total Market	Hospital	127
Total Market	Primary Care	3,134
Total Market	Specialist	2,595

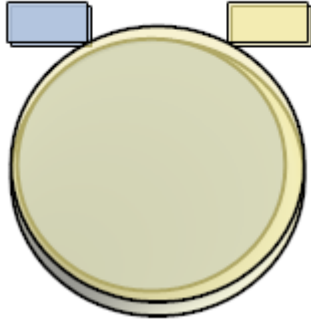
Totals		
HealthyStart PPO	Hospital	106
HealthyStart PPO	Individual	4,079
Total Market	Hospital	127
Total Market	Individual	5,349

Please refer to the Specialty Mapping Appendix for a list of specific specialties included in each provider type.

The information contained herein is confidential and proprietary. See the CONDITIONS OF USE for more details.

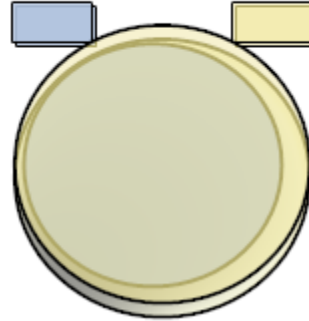
Market Penetration by Provider Type

HealthyStart PPO Total Market



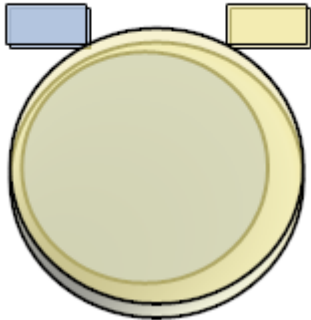
Hospitals

HealthyStart PPO Total Market



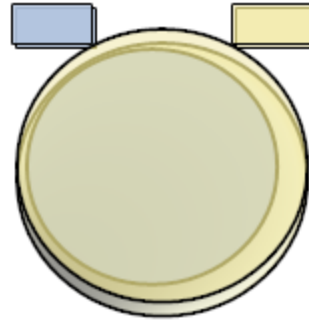
Individuals

HealthyStart PPO Total Market



Primary Care

HealthyStart PPO Total Market



Specialists

Plan Name	Provider Type	Total Providers	Exclusive	Market Penetration
HealthyStart PPO	Hospital	106	0	83.5%
HealthyStart PPO	Primary Care	2,206	0	70.4%
HealthyStart PPO	Specialist	1,925	0	74.2%
HealthyStart PPO	Individual	4,079	0	76.3%
Total Market	Hospital	127	21	
Total Market	Primary Care	3,134	928	
Total Market	Specialist	2,595	670	
Total Market	Individual	5,349	1,270	

Please refer to the Specialty Mapping Appendix for a list of specific specialties included in each provider type.

The information contained herein is confidential and proprietary. See the CONDITIONS OF USE for more details.

Market Penetration by Specialty

Plan: HealthyStart PPO

Specialty Group	Plan	Total Market	Market Penetration
Allergy & Immunology	48	61	78.7%
Cardiology	247	327	75.5%
Dermatology	53	81	65.4%
Endocrinology	59	91	64.8%
Family Medicine	1,128	1,760	64.1%
Gastroenterology	89	127	70.1%
Genetics	5	14	35.7%
Hematology & Oncology	113	154	73.4%
Hospital	106	127	83.5%
Infectious Disease Medicine	29	46	63.0%
Internal Medicine	516	832	62.0%
Neonatal-Perinatal Medicine	32	79	40.5%
Nephrology	55	81	67.9%
Neurology	92	152	60.5%
Obstetrics & Gynecology	265	341	77.7%
Ophthalmology	165	206	80.1%
Orthopaedics	214	272	78.7%
Otolaryngology	96	116	82.8%
Pediatrics	304	456	66.7%
Physical Medicine & Rehabilitation	57	97	58.8%
Pulmonary Medicine	75	111	67.6%
Rheumatology	32	47	68.1%
Surgery	425	618	68.8%
Urology	94	115	81.7%

Please refer to the Specialty Mapping Appendix for a list of specific specialties included in each provider type.

The information contained herein is confidential and proprietary. See the CONDITIONS OF USE for more details.

Market Penetration by Geography - Detail

Plan: HealthyStart PPO

County	Provider Type	Plan	Total Market	Market Penetration
Allen				
	Hospital	1	1	100.0%
	Individual	19	31	61.3%
	Primary Care	8	12	66.7%
	Specialist	11	19	57.9%
Anderson				
	Hospital	1	1	100.0%
	Individual	38	75	50.7%
	Primary Care	32	41	78.0%
	Specialist	6	59	10.2%
Atchison				
	Hospital	1	1	100.0%
	Individual	30	69	43.5%
	Primary Care	15	23	65.2%
	Specialist	15	48	31.3%
Barber				
	Hospital	2	2	100.0%
	Individual	3	8	37.5%
	Primary Care	2	7	28.6%
	Specialist	1	2	50.0%
Barton				
	Hospital	2	3	66.7%
	Individual	69	123	56.1%
	Primary Care	36	74	48.6%
	Specialist	33	53	62.3%
Bourbon				
	Hospital	1	1	100.0%
	Individual	65	92	70.7%
	Primary Care	14	27	51.9%
	Specialist	51	66	77.3%
Brown				
	Hospital	2	2	100.0%
	Individual	11	17	64.7%
	Primary Care	8	12	66.7%
	Specialist	4	8	50.0%
Butler				
	Hospital	1	1	100.0%
	Individual	66	192	34.4%
	Primary Care	47	112	42.0%
	Specialist	19	84	22.6%
Chase				
	Hospital	0	0	0.0%
	Individual	1	5	20.0%
	Primary Care	1	5	20.0%
	Specialist	0	0	0.0%

Please refer to the Specialty Mapping Appendix for a list of specific specialties included in each provider type.

The information contained herein is confidential and proprietary. See the CONDITIONS OF USE for more details.

State: KS

County	Provider Type	Plan	Total Market	Market Penetration
Chautauqua				
	Hospital	0	2	0.0%
	Individual	1	4	25.0%
	Primary Care	1	4	25.0%
	Specialist	0	0	0.0%
Cherokee				
	Hospital	1	1	100.0%
	Individual	13	27	48.1%
	Primary Care	7	16	43.8%
	Specialist	6	14	42.9%
Cheyenne				
	Hospital	0	1	0.0%
	Individual	4	5	80.0%
	Primary Care	2	3	66.7%
	Specialist	2	2	100.0%
Clark				
	Hospital	1	2	50.0%
	Individual	3	7	42.9%
	Primary Care	3	7	42.9%
	Specialist	0	0	0.0%
Clay				
	Hospital	1	1	100.0%
	Individual	11	16	68.8%
	Primary Care	7	9	77.8%
	Specialist	4	7	57.1%
Cloud				
	Hospital	1	1	100.0%
	Individual	15	26	57.7%
	Primary Care	11	18	61.1%
	Specialist	4	9	44.4%
Coffey				
	Hospital	1	1	100.0%
	Individual	11	19	57.9%
	Primary Care	8	11	72.7%
	Specialist	3	8	37.5%
Comanche				
	Hospital	0	1	0.0%
	Individual	1	1	100.0%
	Primary Care	1	1	100.0%
	Specialist	0	0	0.0%
Cowley				
	Hospital	2	2	100.0%
	Individual	46	72	63.9%
	Primary Care	29	44	65.9%
	Specialist	18	33	54.5%
Crawford				
	Hospital	2	2	100.0%
	Individual	57	116	49.1%
	Primary Care	34	65	52.3%
	Specialist	23	62	37.1%

Please refer to the Specialty Mapping Appendix for a list of specific specialties included in each provider type.

The information contained herein is confidential and proprietary. See the CONDITIONS OF USE for more details.

State: KS

County	Provider Type	Plan	Total Market	Market Penetration
Decatur				
	Hospital	0	1	0.0%
	Individual	6	6	100.0%
	Primary Care	3	3	100.0%
	Specialist	3	3	100.0%
Dickinson				
	Hospital	2	2	100.0%
	Individual	26	41	63.4%
	Primary Care	18	30	60.0%
	Specialist	8	12	66.7%
Doniphan				
	Hospital	0	0	0.0%
	Individual	3	16	18.8%
	Primary Care	3	11	27.3%
	Specialist	0	5	0.0%
Douglas				
	Hospital	1	1	100.0%
	Individual	122	237	51.5%
	Primary Care	69	109	63.3%
	Specialist	53	146	36.3%
Edwards				
	Hospital	1	1	100.0%
	Individual	1	5	20.0%
	Primary Care	1	4	25.0%
	Specialist	0	1	0.0%
Elk				
	Hospital	0	0	0.0%
	Individual	0	6	0.0%
	Primary Care	0	6	0.0%
	Specialist	0	0	0.0%
Ellis				
	Hospital	1	1	100.0%
	Individual	66	117	56.4%
	Primary Care	35	66	53.0%
	Specialist	34	61	55.7%
Ellsworth				
	Hospital	1	1	100.0%
	Individual	3	6	50.0%
	Primary Care	3	3	100.0%
	Specialist	0	3	0.0%
Finney				
	Hospital	1	1	100.0%
	Individual	48	69	69.6%
	Primary Care	26	33	78.8%
	Specialist	23	43	53.5%
Ford				
	Hospital	0	1	0.0%
	Individual	55	79	69.6%
	Primary Care	35	51	68.6%
	Specialist	20	32	62.5%

Please refer to the Specialty Mapping Appendix for a list of specific specialties included in each provider type.

The information contained herein is confidential and proprietary. See the CONDITIONS OF USE for more details.

State: KS

County	Provider Type	Plan	Total Market	Market Penetration
Franklin				
	Hospital	1	1	100.0%
	Individual	35	87	40.2%
	Primary Care	14	26	53.8%
	Specialist	21	61	34.4%
Geary				
	Hospital	1	1	100.0%
	Individual	23	37	62.2%
	Primary Care	13	24	54.2%
	Specialist	10	14	71.4%
Gove				
	Hospital	1	1	100.0%
	Individual	7	10	70.0%
	Primary Care	5	5	100.0%
	Specialist	3	6	50.0%
Graham				
	Hospital	0	1	0.0%
	Individual	2	6	33.3%
	Primary Care	1	6	16.7%
	Specialist	1	1	100.0%
Grant				
	Hospital	1	1	100.0%
	Individual	6	17	35.3%
	Primary Care	5	7	71.4%
	Specialist	1	10	10.0%
Gray				
	Hospital	0	0	0.0%
	Individual	3	4	75.0%
	Primary Care	3	4	75.0%
	Specialist	0	0	0.0%
Greeley				
	Hospital	1	1	100.0%
	Individual	5	8	62.5%
	Primary Care	4	5	80.0%
	Specialist	1	3	33.3%
Greenwood				
	Hospital	1	1	100.0%
	Individual	9	19	47.4%
	Primary Care	4	12	33.3%
	Specialist	5	7	71.4%
Hamilton				
	Hospital	1	1	100.0%
	Individual	4	8	50.0%
	Primary Care	3	7	42.9%
	Specialist	1	2	50.0%
Harper				
	Hospital	2	2	100.0%
	Individual	9	22	40.9%
	Primary Care	6	16	37.5%
	Specialist	3	6	50.0%

Please refer to the Specialty Mapping Appendix for a list of specific specialties included in each provider type.

The information contained herein is confidential and proprietary. See the CONDITIONS OF USE for more details.

State: KS

County	Provider Type	Plan	Total Market	Market Penetration
Harvey				
	Hospital	1	1	100.0%
	Individual	90	210	42.9%
	Primary Care	50	127	39.4%
	Specialist	40	89	44.9%
Haskell				
	Hospital	1	1	100.0%
	Individual	2	2	100.0%
	Primary Care	2	2	100.0%
	Specialist	0	0	0.0%
Hodgeman				
	Hospital	1	1	100.0%
	Individual	1	2	50.0%
	Primary Care	1	1	100.0%
	Specialist	0	1	0.0%
Jackson				
	Hospital	1	1	100.0%
	Individual	17	39	43.6%
	Primary Care	17	36	47.2%
	Specialist	0	5	0.0%
Jefferson				
	Hospital	0	1	0.0%
	Individual	5	12	41.7%
	Primary Care	5	10	50.0%
	Specialist	0	2	0.0%
Jewell				
	Hospital	1	1	100.0%
	Individual	0	4	0.0%
	Primary Care	0	4	0.0%
	Specialist	0	0	0.0%
Johnson				
	Hospital	6	6	100.0%
	Individual	1,343	1,937	69.3%
	Primary Care	601	873	68.8%
	Specialist	751	1,153	65.1%
Kearny				
	Hospital	0	1	0.0%
	Individual	2	4	50.0%
	Primary Care	2	3	66.7%
	Specialist	0	1	0.0%
Kingman				
	Hospital	1	1	100.0%
	Individual	5	17	29.4%
	Primary Care	2	9	22.2%
	Specialist	3	8	37.5%
Kiowa				
	Hospital	1	1	100.0%
	Individual	0	2	0.0%
	Primary Care	0	2	0.0%
	Specialist	0	0	0.0%

Please refer to the Specialty Mapping Appendix for a list of specific specialties included in each provider type.

The information contained herein is confidential and proprietary. See the CONDITIONS OF USE for more details.

State: KS

County	Provider Type	Plan	Total Market	Market Penetration
Labette				
	Hospital	1	2	50.0%
	Individual	49	83	59.0%
	Primary Care	23	44	52.3%
	Specialist	26	42	61.9%
Lane				
	Hospital	1	1	100.0%
	Individual	2	2	100.0%
	Primary Care	2	2	100.0%
	Specialist	0	0	0.0%
Leavenworth				
	Hospital	2	2	100.0%
	Individual	88	219	40.2%
	Primary Care	31	68	45.6%
	Specialist	57	159	35.8%
Lincoln				
	Hospital	0	1	0.0%
	Individual	2	5	40.0%
	Primary Care	2	4	50.0%
	Specialist	0	1	0.0%
Linn				
	Hospital	0	0	0.0%
	Individual	10	40	25.0%
	Primary Care	6	29	20.7%
	Specialist	4	12	33.3%
Logan				
	Hospital	0	1	0.0%
	Individual	4	7	57.1%
	Primary Care	4	6	66.7%
	Specialist	0	1	0.0%
Lyon				
	Hospital	1	1	100.0%
	Individual	60	97	61.9%
	Primary Care	32	54	59.3%
	Specialist	28	48	58.3%
Marion				
	Hospital	1	2	50.0%
	Individual	14	37	37.8%
	Primary Care	7	24	29.2%
	Specialist	7	13	53.8%
Marshall				
	Hospital	1	1	100.0%
	Individual	18	29	62.1%
	Primary Care	15	23	65.2%
	Specialist	3	6	50.0%
McPherson				
	Hospital	3	3	100.0%
	Individual	30	67	44.8%
	Primary Care	22	47	46.8%
	Specialist	8	20	40.0%

Please refer to the Specialty Mapping Appendix for a list of specific specialties included in each provider type.

The information contained herein is confidential and proprietary. See the CONDITIONS OF USE for more details.

State: KS

County	Provider Type	Plan	Total Market	Market Penetration
Meade				
	Hospital	1	1	100.0%
	Individual	5	10	50.0%
	Primary Care	5	9	55.6%
	Specialist	0	1	0.0%
Miami				
	Hospital	1	1	100.0%
	Individual	29	67	43.3%
	Primary Care	20	39	51.3%
	Specialist	9	30	30.0%
Mitchell				
	Hospital	1	1	100.0%
	Individual	10	16	62.5%
	Primary Care	8	9	88.9%
	Specialist	2	8	25.0%
Montgomery				
	Hospital	2	2	100.0%
	Individual	46	84	54.8%
	Primary Care	26	54	48.1%
	Specialist	20	33	60.6%
Morris				
	Hospital	1	1	100.0%
	Individual	8	23	34.8%
	Primary Care	5	14	35.7%
	Specialist	3	10	30.0%
Morton				
	Hospital	1	1	100.0%
	Individual	5	9	55.6%
	Primary Care	5	7	71.4%
	Specialist	1	3	33.3%
Nemaha				
	Hospital	2	2	100.0%
	Individual	20	27	74.1%
	Primary Care	18	23	78.3%
	Specialist	3	6	50.0%
Neosho				
	Hospital	1	1	100.0%
	Individual	26	50	52.0%
	Primary Care	12	26	46.2%
	Specialist	14	24	58.3%
Ness				
	Hospital	0	2	0.0%
	Individual	3	8	37.5%
	Primary Care	3	6	50.0%
	Specialist	0	2	0.0%
Norton				
	Hospital	1	1	100.0%
	Individual	9	11	81.8%
	Primary Care	2	5	40.0%
	Specialist	7	7	100.0%

Please refer to the Specialty Mapping Appendix for a list of specific specialties included in each provider type.

The information contained herein is confidential and proprietary. See the CONDITIONS OF USE for more details.

State: KS

County	Provider Type	Plan	Total Market	Market Penetration
Osage				
	Hospital	0	0	0.0%
	Individual	7	9	77.8%
	Primary Care	5	7	71.4%
	Specialist	2	2	100.0%
Osborne				
	Hospital	1	1	100.0%
	Individual	9	12	75.0%
	Primary Care	8	11	72.7%
	Specialist	1	2	50.0%
Ottawa				
	Hospital	1	1	100.0%
	Individual	3	3	100.0%
	Primary Care	3	3	100.0%
	Specialist	0	0	0.0%
Pawnee				
	Hospital	0	1	0.0%
	Individual	12	42	28.6%
	Primary Care	12	37	32.4%
	Specialist	0	5	0.0%
Phillips				
	Hospital	1	1	100.0%
	Individual	8	11	72.7%
	Primary Care	2	4	50.0%
	Specialist	6	7	85.7%
Pottawatomie				
	Hospital	2	3	66.7%
	Individual	17	33	51.5%
	Primary Care	15	29	51.7%
	Specialist	2	5	40.0%
Pratt				
	Hospital	1	1	100.0%
	Individual	19	26	73.1%
	Primary Care	6	10	60.0%
	Specialist	13	17	76.5%
Rawlins				
	Hospital	0	1	0.0%
	Individual	3	8	37.5%
	Primary Care	2	5	40.0%
	Specialist	1	3	33.3%
Reno				
	Hospital	1	1	100.0%
	Individual	126	169	74.6%
	Primary Care	53	79	67.1%
	Specialist	73	103	70.9%
Republic				
	Hospital	1	1	100.0%
	Individual	6	13	46.2%
	Primary Care	3	7	42.9%
	Specialist	3	6	50.0%

Please refer to the Specialty Mapping Appendix for a list of specific specialties included in each provider type.

The information contained herein is confidential and proprietary. See the CONDITIONS OF USE for more details.

State: KS

County	Provider Type	Plan	Total Market	Market Penetration
Rice				
	Hospital	1	1	100.0%
	Individual	7	13	53.8%
	Primary Care	4	8	50.0%
	Specialist	3	5	60.0%
Riley				
	Hospital	1	1	100.0%
	Individual	71	111	64.0%
	Primary Care	41	64	64.1%
	Specialist	31	54	57.4%
Rooks				
	Hospital	1	1	100.0%
	Individual	4	6	66.7%
	Primary Care	4	6	66.7%
	Specialist	0	0	0.0%
Rush				
	Hospital	1	1	100.0%
	Individual	4	4	100.0%
	Primary Care	3	3	100.0%
	Specialist	1	1	100.0%
Russell				
	Hospital	1	1	100.0%
	Individual	11	29	37.9%
	Primary Care	9	21	42.9%
	Specialist	2	9	22.2%
Saline				
	Hospital	1	1	100.0%
	Individual	98	160	61.3%
	Primary Care	50	92	54.3%
	Specialist	48	73	65.8%
Scott				
	Hospital	1	1	100.0%
	Individual	4	5	80.0%
	Primary Care	4	4	100.0%
	Specialist	0	2	0.0%
Sedgwick				
	Hospital	1	2	50.0%
	Individual	772	1,104	69.9%
	Primary Care	401	686	58.5%
	Specialist	377	508	74.2%
Seward				
	Hospital	1	1	100.0%
	Individual	30	50	60.0%
	Primary Care	16	24	66.7%
	Specialist	14	28	50.0%
Shawnee				
	Hospital	2	2	100.0%
	Individual	314	456	68.9%
	Primary Care	148	249	59.4%
	Specialist	167	241	69.3%

Please refer to the Specialty Mapping Appendix for a list of specific specialties included in each provider type.

The information contained herein is confidential and proprietary. See the CONDITIONS OF USE for more details.

State: KS

County	Provider Type	Plan	Total Market	Market Penetration
Sheridan				
	Hospital	1	1	100.0%
	Individual	1	4	25.0%
	Primary Care	0	3	0.0%
	Specialist	1	1	100.0%
Sherman				
	Hospital	1	1	100.0%
	Individual	8	25	32.0%
	Primary Care	5	10	50.0%
	Specialist	3	16	18.8%
Smith				
	Hospital	1	1	100.0%
	Individual	9	10	90.0%
	Primary Care	2	3	66.7%
	Specialist	7	7	100.0%
Stafford				
	Hospital	1	1	100.0%
	Individual	1	8	12.5%
	Primary Care	1	7	14.3%
	Specialist	0	1	0.0%
Stanton				
	Hospital	1	1	100.0%
	Individual	2	3	66.7%
	Primary Care	2	2	100.0%
	Specialist	0	1	0.0%
Stevens				
	Hospital	1	1	100.0%
	Individual	3	8	37.5%
	Primary Care	3	5	60.0%
	Specialist	0	5	0.0%
Sumner				
	Hospital	2	2	100.0%
	Individual	17	26	65.4%
	Primary Care	11	18	61.1%
	Specialist	7	10	70.0%
Thomas				
	Hospital	1	1	100.0%
	Individual	11	26	42.3%
	Primary Care	7	10	70.0%
	Specialist	4	16	25.0%
Trego				
	Hospital	1	1	100.0%
	Individual	1	5	20.0%
	Primary Care	1	3	33.3%
	Specialist	0	2	0.0%
Wabaunsee				
	Hospital	0	0	0.0%
	Individual	2	3	66.7%
	Primary Care	2	3	66.7%
	Specialist	0	0	0.0%

Please refer to the Specialty Mapping Appendix for a list of specific specialties included in each provider type.

The information contained herein is confidential and proprietary. See the CONDITIONS OF USE for more details.

State: KS

County	Provider Type	Plan	Total Market	Market Penetration
Wallace				
	Hospital	0	0	0.0%
	Individual	4	7	57.1%
	Primary Care	4	6	66.7%
	Specialist	0	1	0.0%
Washington				
	Hospital	2	2	100.0%
	Individual	5	10	50.0%
	Primary Care	5	9	55.6%
	Specialist	0	2	0.0%
Wichita				
	Hospital	1	1	100.0%
	Individual	3	5	60.0%
	Primary Care	3	5	60.0%
	Specialist	0	0	0.0%
Wilson				
	Hospital	2	2	100.0%
	Individual	16	25	64.0%
	Primary Care	12	18	66.7%
	Specialist	4	8	50.0%
Woodson				
	Hospital	0	0	0.0%
	Individual	4	8	50.0%
	Primary Care	1	5	20.0%
	Specialist	3	3	100.0%
Wyandotte				
	Hospital	2	2	100.0%
	Individual	497	705	70.5%
	Primary Care	163	280	58.2%
	Specialist	337	468	72.0%

Please refer to the Specialty Mapping Appendix for a list of specific specialties included in each provider type.

The information contained herein is confidential and proprietary. See the CONDITIONS OF USE for more details.

Specialty Mapping Appendix

Below are the provider types and corresponding specialty mapping combinations used to generate this report. Please keep in mind that this is a comprehensive list of all available specialty and provider type combinations. Final results of the analysis will include only the data that applies to the base plan, comparison plan and geography selections that were made during report setup. Therefore not all specialties listed below will have providers associated with them.

Note: Specialties with a provider type of 'Other Provider' or 'Other Facility' are excluded from Hospital, Primary Care, Individual Provider and Specialist counts in the analysis.

Hospital

Provider Type	Specialty Group	Specialty
Hospital	Hospital	Hospital - Children's
Hospital	Hospital	Hospital - General Acute Care
Hospital	Hospital	Hospital - Women's

Primary Care

Provider Type	Specialty Group	Specialty
Primary Care	Family Medicine	Family Practice
Primary Care	Family Medicine	General Practice
Primary Care	Family Medicine	Geriatrics
Primary Care	Internal Medicine	Internal Medicine
Primary Care	Internal Medicine	Geriatric Medicine/IM
Primary Care	Obstetrics & Gynecology	Obstetrics & Gynecology
Primary Care	Obstetrics & Gynecology	Gynecology
Primary Care	Obstetrics & Gynecology	Obstetrics
Primary Care	Pediatrics	Pediatrics
Primary Care	Pediatrics	Adolescent Medicine

Specialist

Provider Type	Specialty Group	Specialty
Specialist	Allergy & Immunology	Allergy & Immunology
Specialist	Allergy & Immunology	Allergy
Specialist	Allergy & Immunology	Immunology
Specialist	Allergy & Immunology	Immunopathology
Specialist	Allergy & Immunology	Pediatric Allergy & Immunology

Specialist		
Provider Type	Specialty Group	Specialty
Specialist	Allergy & Immunology	Pediatric Immunology
Specialist	Cardiology	Cardiology
Specialist	Cardiology	Cardiovascular Disease
Specialist	Cardiology	Clinical Cardiac Electrophysiology
Specialist	Cardiology	Interventional Cardiology
Specialist	Cardiology	Pediatric Cardiology
Specialist	Dermatology	Dermatology
Specialist	Dermatology	Dermatological Immunology
Specialist	Dermatology	Dermatopathology
Specialist	Dermatology	Micrographic Surgery
Specialist	Dermatology	Pediatric Dermatology
Specialist	Endocrinology	Endocrinology
Specialist	Endocrinology	Diabetes Medicine
Specialist	Endocrinology	Pediatric Endocrinology
Specialist	Endocrinology	Reproductive Endocrinology
Specialist	Gastroenterology	Gastroenterology
Specialist	Gastroenterology	Pediatric Gastroenterology
Specialist	Genetics	Clinical Molecular Genetics
Specialist	Genetics	Medical Genetics
Specialist	Genetics	Pediatric Genetics
Specialist	Genetics	Pediatric Medical Genetics
Specialist	Hematology & Oncology	Hematology
Specialist	Hematology & Oncology	Hematology/Oncology
Specialist	Hematology & Oncology	Hematopathology
Specialist	Hematology & Oncology	Oncology
Specialist	Hematology & Oncology	Oncology - Gynecologic
Specialist	Hematology & Oncology	Oncology - Medical
Specialist	Hematology & Oncology	Oncology - Orthopaedic
Specialist	Hematology & Oncology	Pediatric Hematology/Oncology
Specialist	Hematology & Oncology	Surgery - Oncological
Specialist	Infectious Disease Medicine	Infectious Disease Medicine
Specialist	Infectious Disease Medicine	HIV Specialist

Please refer to the Specialty Mapping Appendix for a list of specific specialties included in each provider type.

The information contained herein is confidential and proprietary. See the CONDITIONS OF USE for more details.

State: KS

Specialist		
Provider Type	Specialty Group	Specialty
Specialist	Infectious Disease Medicine	Pediatric Infectious Disease Medicine
Specialist	Infectious Disease Medicine	Tropical Health
Specialist	Neonatal-Perinatal Medicine	Maternal and Fetal Medicine
Specialist	Neonatal-Perinatal Medicine	Neonatal/Perinatal Medicine
Specialist	Neonatal-Perinatal Medicine	Perinatology
Specialist	Nephrology	Nephrology
Specialist	Nephrology	Pediatric Nephrology
Specialist	Neurology	Neurology
Specialist	Neurology	Pediatric Neurology
Specialist	Ophthalmology	Ophthalmology
Specialist	Ophthalmology	Pediatric Ophthalmology
Specialist	Ophthalmology	Retinal Specialist
Specialist	Orthopaedics	Orthopedics
Specialist	Orthopaedics	Pediatric Orthopaedic Medicine
Specialist	Orthopaedics	Pediatric Orthopaedic Surgery
Specialist	Orthopaedics	Surgery - Orthopaedic
Specialist	Otolaryngology	Otolaryngology
Specialist	Otolaryngology	Otology/Neurotology
Specialist	Otolaryngology	Otorhinolaryngology
Specialist	Otolaryngology	Pediatric Otolaryngology
Specialist	Physical Medicine & Rehabilitation	Physical Medicine & Rehabilitation
Specialist	Physical Medicine & Rehabilitation	Pediatric Rehabilitation
Specialist	Physical Medicine & Rehabilitation	Physiatry
Specialist	Physical Medicine & Rehabilitation	Rehabilitation Medicine
Specialist	Pulmonary Medicine	Pulmonary Medicine
Specialist	Pulmonary Medicine	Pediatric Pulmonology
Specialist	Rheumatology	Rheumatology
Specialist	Rheumatology	Pediatric Rheumatology
Specialist	Surgery	Pediatric Plastic Surgery
Specialist	Surgery	Pediatric Surgery
Specialist	Surgery	Pediatric Thoracic & Cardiovascular Surgery
Specialist	Surgery	Proctology

Please refer to the Specialty Mapping Appendix for a list of specific specialties included in each provider type.

The information contained herein is confidential and proprietary. See the CONDITIONS OF USE for more details.

State: KS

Specialist		
Provider Type	Specialty Group	Specialty
Specialist	Surgery	Surgery - Breast
Specialist	Surgery	Surgery - Cardiothoracic
Specialist	Surgery	Surgery - Cardiovascular
Specialist	Surgery	Surgery - Colon & Rectal
Specialist	Surgery	Surgery - Critical Care
Specialist	Surgery	Surgery - General
Specialist	Surgery	Surgery - Gynecologic
Specialist	Surgery	Surgery - Hand
Specialist	Surgery	Surgery - Head & Neck
Specialist	Surgery	Surgery - Neurological
Specialist	Surgery	Surgery - Oculoplastic
Specialist	Surgery	Surgery - Oral & Maxillofacial
Specialist	Surgery	Surgery - Plastic
Specialist	Surgery	Surgery - Podiatric
Specialist	Surgery	Surgery - Thoracic
Specialist	Surgery	Surgery - Transplant
Specialist	Surgery	Surgery - Vascular
Specialist	Urology	Urology
Specialist	Urology	Andrology
Specialist	Urology	Gynecology - Urologic
Specialist	Urology	Oncology - Urologic
Specialist	Urology	Pediatric Urology
Specialist	Urology	Surgery - Urological

Other Facility (Excluded from analysis)		
Provider Type	Specialty Group	Specialty
Other Facility	Other Facility	Ambulatory Surgical Center
Other Facility	Other Facility	Birth Center
Other Facility	Other Facility	Cancer Center
Other Facility	Other Facility	Diagnostic Imaging Center
Other Facility	Other Facility	Dialysis Center
Other Facility	Other Facility	Fertility Center
Other Facility	Other Facility	Hearing Aid Center

Please refer to the Specialty Mapping Appendix for a list of specific specialties included in each provider type.

The information contained herein is confidential and proprietary. See the CONDITIONS OF USE for more details.

Other Facility (Excluded from analysis)

Provider Type	Specialty Group	Specialty
Other Facility	Other Facility	Hospice
Other Facility	Other Facility	Hospital - Psychiatric
Other Facility	Other Facility	Hospital - Rehabilitation
Other Facility	Other Facility	Hospital - Urgent Care
Other Facility	Other Facility	Lithotripsy Center
Other Facility	Other Facility	Mammography Center
Other Facility	Other Facility	Medical Clinic
Other Facility	Other Facility	Mental Health - Outpatient
Other Facility	Other Facility	Mental Health - Rehabilitation
Other Facility	Other Facility	Mental Health - Residential
Other Facility	Other Facility	Optical Center
Other Facility	Other Facility	Radiology Center
Other Facility	Other Facility	Skilled Nursing Facility
Other Facility	Other Facility	Substance Abuse Facility
Other Facility	Other Facility	Surgery Center
Other Facility	Other Facility	Wound Care Center
Other Facility	Other Provider	Blood Banking

Other Provider (Excluded from analysis)

Provider Type	Specialty Group	Specialty
Other Provider	Other Provider	Acupuncture
Other Provider	Other Provider	Addiction Medicine
Other Provider	Other Provider	Addiction Psychiatry
Other Provider	Other Provider	Adolescent Psychiatry
Other Provider	Other Provider	Aerospace Medicine
Other Provider	Other Provider	Anatomic Pathology
Other Provider	Other Provider	Anesthesiology
Other Provider	Other Provider	Audiology
Other Provider	Other Provider	Bariatrics
Other Provider	Other Provider	Behavioral Medicine
Other Provider	Other Provider	Burn Specialist
Other Provider	Other Provider	Chemical Pathology
Other Provider	Other Provider	Chiropractic Medicine

Please refer to the Specialty Mapping Appendix for a list of specific specialties included in each provider type.

The information contained herein is confidential and proprietary. See the CONDITIONS OF USE for more details.

Other Provider (Excluded from analysis)

Provider Type	Specialty Group	Specialty
Other Provider	Other Provider	Clinical Neurophysiology
Other Provider	Other Provider	Community Health
Other Provider	Other Provider	Counseling/Social Work
Other Provider	Other Provider	Critical Care Medicine
Other Provider	Other Provider	Custom Medical Group
Other Provider	Other Provider	Cytopathology
Other Provider	Other Provider	Dentistry - Endodontics
Other Provider	Other Provider	Dentistry - General
Other Provider	Other Provider	Dentistry - Orthodontics
Other Provider	Other Provider	Dentistry - Pediatric
Other Provider	Other Provider	Dentistry - Pedodontics
Other Provider	Other Provider	Dentistry - Periodontics
Other Provider	Other Provider	Dentistry - Prosthodontics
Other Provider	Other Provider	Dentistry - TMJ
Other Provider	Other Provider	Eating Disorder Specialist
Other Provider	Other Provider	Emergency Medicine
Other Provider	Other Provider	Endoscopy
Other Provider	Other Provider	Enterostomal Therapy
Other Provider	Other Provider	Epidemiology
Other Provider	Other Provider	Forensic Pathology
Other Provider	Other Provider	Forensic Psychiatry
Other Provider	Other Provider	Forensic Science
Other Provider	Other Provider	Geriatric Psychiatry
Other Provider	Other Provider	Health Education
Other Provider	Other Provider	Hepatology
Other Provider	Other Provider	Homeopathy
Other Provider	Other Provider	Hospitalist
Other Provider	Other Provider	Hypnosis
Other Provider	Other Provider	Lactation Specialist
Other Provider	Other Provider	Legal Medicine
Other Provider	Other Provider	Manipulative Therapy
Other Provider	Other Provider	Marriage/Family Therapy
Other Provider	Other Provider	Massage Therapy

Please refer to the Specialty Mapping Appendix for a list of specific specialties included in each provider type.

The information contained herein is confidential and proprietary. See the CONDITIONS OF USE for more details.

Other Provider (Excluded from analysis)

Provider Type	Specialty Group	Specialty
Other Provider	Other Provider	Medical Microbiology
Other Provider	Other Provider	Medical Toxicology
Other Provider	Other Provider	Mental Health - Counselor
Other Provider	Other Provider	Mental Health - Inpatient
Other Provider	Other Provider	Microbiology
Other Provider	Other Provider	Midwifery
Other Provider	Other Provider	Naprapathy
Other Provider	Other Provider	Naturopathic Medicine
Other Provider	Other Provider	Neck Specialist
Other Provider	Other Provider	Neuropathology
Other Provider	Other Provider	Neuropsychology
Other Provider	Other Provider	Neuroradiology
Other Provider	Other Provider	Nuclear Medicine
Other Provider	Other Provider	Nurse
Other Provider	Other Provider	Nurse - PCP
Other Provider	Other Provider	Nurse Anesthetist
Other Provider	Other Provider	Nurse, Psychiatric
Other Provider	Other Provider	Nutritional Medicine
Other Provider	Other Provider	Occupational Medicine
Other Provider	Other Provider	Occupational Therapy
Other Provider	Other Provider	Optician
Other Provider	Other Provider	Optometry
Other Provider	Other Provider	Orthotics/Prosthetics
Other Provider	Other Provider	Osteopathic Medicine
Other Provider	Other Provider	Other
Other Provider	Other Provider	Pain Management
Other Provider	Other Provider	Palliative Care
Other Provider	Other Provider	Pathology
Other Provider	Other Provider	Pathology - Clinical
Other Provider	Other Provider	Pediatric Critical Care
Other Provider	Other Provider	Pediatric Developmental & Behavioral Health
Other Provider	Other Provider	Pediatric Emergency Medicine

Please refer to the Specialty Mapping Appendix for a list of specific specialties included in each provider type.

The information contained herein is confidential and proprietary. See the CONDITIONS OF USE for more details.

Other Provider (Excluded from analysis)

Provider Type	Specialty Group	Specialty
Other Provider	Other Provider	Pediatric Medical Toxicology
Other Provider	Other Provider	Pediatric Other
Other Provider	Other Provider	Pediatric Pathology
Other Provider	Other Provider	Pediatric Psychiatry
Other Provider	Other Provider	Pediatric Radiology
Other Provider	Other Provider	Pediatric Sports Medicine
Other Provider	Other Provider	Perfusion
Other Provider	Other Provider	Pharmacology
Other Provider	Other Provider	Pharmacy
Other Provider	Other Provider	Phlebotomy
Other Provider	Other Provider	Physical Therapy
Other Provider	Other Provider	Physician Assistant
Other Provider	Other Provider	Physician Other
Other Provider	Other Provider	Podiatry
Other Provider	Other Provider	Preventive Medicine
Other Provider	Other Provider	Psychiatric Neurology
Other Provider	Other Provider	Psychiatry
Other Provider	Other Provider	Psychiatry - Geriatric
Other Provider	Other Provider	Psychology
Other Provider	Other Provider	Public Health
Other Provider	Other Provider	Radiation Oncology
Other Provider	Other Provider	Radioisotopic Pathology
Other Provider	Other Provider	Radiological Physics
Other Provider	Other Provider	Radiology
Other Provider	Other Provider	Radiology - Diagnostic
Other Provider	Other Provider	Radiology, Nuclear
Other Provider	Other Provider	Radiology, Vascular and Interventional
Other Provider	Other Provider	Radiotherapy
Other Provider	Other Provider	Registered Dietician
Other Provider	Other Provider	Respiratory Therapy
Other Provider	Other Provider	Sleep Medicine
Other Provider	Other Provider	Speech Pathology

Please refer to the Specialty Mapping Appendix for a list of specific specialties included in each provider type.

The information contained herein is confidential and proprietary. See the CONDITIONS OF USE for more details.

Other Provider (Excluded from analysis)

Provider Type	Specialty Group	Specialty
Other Provider	Other Provider	Speech Therapist
Other Provider	Other Provider	Sports Medicine
Other Provider	Other Provider	Surgery - Dental
Other Provider	Other Provider	Surgical Assistant
Other Provider	Other Provider	Toxicology
Other Provider	Other Provider	Transfusion Medicine
Other Provider	Other Provider	Undersea & Hyperbaric Medicine
Other Provider	Other Provider	Urgent Care
Other Provider	Other Provider	Vascular Medicine
Other Provider	Other Provider	Women's Health
Other Provider	Other Provider	Wound Care Specialist

Other Service (Excluded from analysis)

Provider Type	Specialty Group	Specialty
Other Service	Other Service	Ambulance Services
Other Service	Other Service	Durable Medical Equipment
Other Service	Other Service	Home Health
Other Service	Other Service	Infusion / IV Services
Other Service	Other Service	Lab
Other Service	Other Service	Lab - Clinical
Other Service	Other Service	Lab - Diagnostic
Other Service	Other Service	Medical Supplies