



***HealthyStart  
Competitive Movement Report***

**Sample - Medical**

---

<b>Prior Selection:</b>	<b>PrimeHealth PPO 06/15/2009</b>
<b>Current Selection:</b>	<b>PrimeHealth PPO 03/02/2010</b>
<b>Specialty Mapping:</b>	<b>Strenuus Market Standard</b>
<b>Geography Grouping:</b>	<b>County</b>
<b>State:</b>	<b>KS</b>
<b>Provider Matching Type:</b>	<b>Individual</b>
<b>County:</b>	<b>All</b>

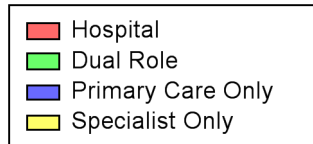
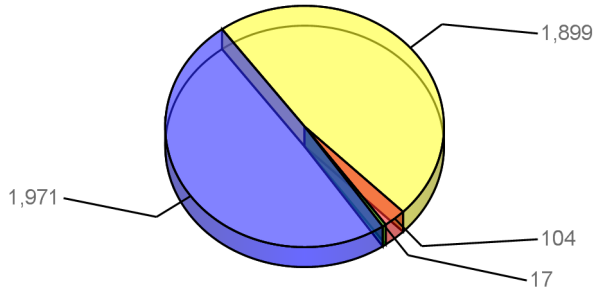


CONDITIONS OF USE: This website and the data and/or information generated or copied from this website are considered confidential and proprietary. It is intended for HealthyStart ("HealthyStart") business use only. Such information is based upon certain publicly available information and may not accurately represent the current Provider Directory or currently available network for HealthyStart or other plans. It is offered for analytical and general discussion purposes only. HealthyStart makes no warranties or representations as to the accuracy or completeness of the information or its appropriateness for any particular purpose. HealthyStart is not responsible or liable for any claim, loss or damage resulting from its use or reliance upon such information.

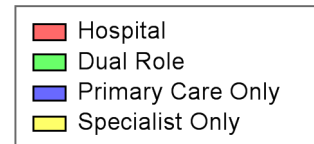
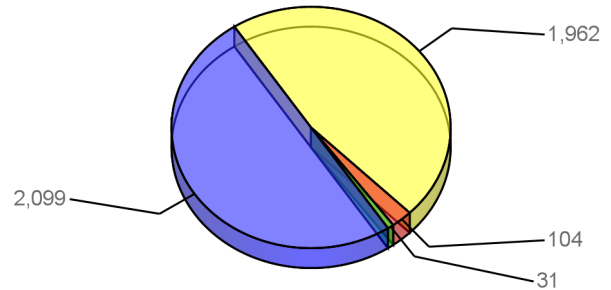
HealthyStart and its subsidiary and affiliate companies are not responsible for errors or omissions in this report. The information contained in this document may be confidential and intended solely for the use of the individual or entity to whom it was provided. This document may contain material that is privileged or protected from disclosure under applicable law. If you are not the intended recipient or the individual responsible for delivering to the intended recipient, please (1) be advised that any use, dissemination, forwarding, or copying of this document is strictly prohibited and (2) notify sender immediately by telephone and destroy the document.

Plan Summary

PrimeHealth PPO 06/15/2009



PrimeHealth PPO 03/02/2010

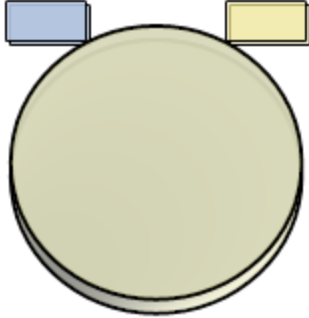


Plan Name	Provider Type	Count
PrimeHealth PPO 06/15/2009	Hospital	104
PrimeHealth PPO 06/15/2009	Dual Role	17
PrimeHealth PPO 06/15/2009	Primary Care Only	1,971
PrimeHealth PPO 06/15/2009	Specialist Only	1,899
PrimeHealth PPO 03/02/2010	Hospital	104
PrimeHealth PPO 03/02/2010	Dual Role	31
PrimeHealth PPO 03/02/2010	Primary Care Only	2,099
PrimeHealth PPO 03/02/2010	Specialist Only	1,962

Totals		
PrimeHealth PPO 06/15/2009	Hospital	104
PrimeHealth PPO 06/15/2009	Individual	3,887
PrimeHealth PPO 03/02/2010	Hospital	104
PrimeHealth PPO 03/02/2010	Individual	4,092

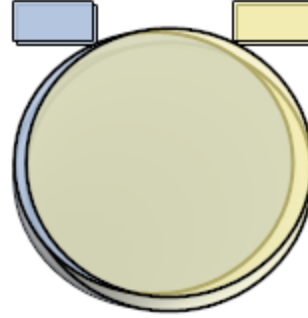
Provider Type Overlap

PrimeHealth PPO 06/15/2009    PrimeHealth PPO 03/02/2010



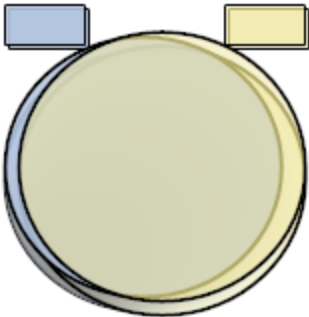
Hospitals

PrimeHealth PPO 06/15/2009    PrimeHealth PPO 03/02/2010



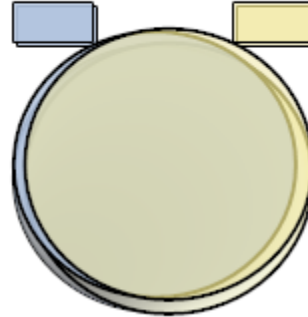
Individuals

PrimeHealth PPO 06/15/2009    PrimeHealth PPO 03/02/2010



Primary Care

PrimeHealth PPO 06/15/2009    PrimeHealth PPO 03/02/2010



Specialists

Plan Name	Provider Type	Total Providers	Dropped	Added
PrimeHealth PPO 06/15/2009	Hospital	104	0	
PrimeHealth PPO 06/15/2009	Primary Care	1,988	101	
PrimeHealth PPO 06/15/2009	Specialist	1,916	76	
PrimeHealth PPO 06/15/2009	Individual	3,887	166	
PrimeHealth PPO 03/02/2010	Hospital	104		0
PrimeHealth PPO 03/02/2010	Primary Care	2,130		243
PrimeHealth PPO 03/02/2010	Specialist	1,993		153
PrimeHealth PPO 03/02/2010	Individual	4,092		371

Please refer to the Specialty Mapping Appendix for a list of specific specialties included in each provider type.

The information contained herein is confidential and proprietary. See the CONDITIONS OF USE for more details.

**Specialty Overlap**

Prior: PrimeHealth PPO 06/15/2009

Current: PrimeHealth PPO 03/02/2010

Specialty Group	Prior	Current	Added	Dropped	Volatility
Allergy & Immunology	51	49	0	2	3.9%
Cardiology	248	254	12	6	6.9%
Dermatology	59	64	6	1	10.8%
Endocrinology	55	59	7	3	16.1%
Family Medicine	1,113	1,199	137	51	15.0%
Gastroenterology	96	98	4	2	6.0%
Genetics	3	5	2	0	40.0%
Hematology & Oncology	95	106	16	5	18.9%
Hospital	104	104	0	0	0.0%
Infectious Disease Medicine	35	39	6	2	19.5%
Internal Medicine	363	389	58	32	21.4%
Neonatal-Perinatal Medicine	46	52	9	3	21.8%
Nephrology	56	61	6	1	11.3%
Neurology	93	95	8	6	13.9%
Obstetrics & Gynecology	253	264	19	8	9.9%
Ophthalmology	158	166	11	3	8.3%
Orthopaedics	208	220	14	2	7.2%
Otolaryngology	98	99	5	4	8.7%
Pediatrics	266	286	36	16	17.2%
Physical Medicine & Rehabilitation	59	58	4	5	14.3%
Pulmonary Medicine	71	74	7	4	14.1%
Rheumatology	36	38	3	1	10.3%
Surgery	395	399	28	24	12.3%
Urology	90	93	7	4	11.3%

Please refer to the Specialty Mapping Appendix for a list of specific specialties included in each provider type.

The information contained herein is confidential and proprietary. See the CONDITIONS OF USE for more details.

**Geographic Overlap - Detail**

Prior: PrimeHealth PPO 06/15/2009

Current: PrimeHealth PPO 03/02/2010

County	Provider Type	Prior	Current	Added	Dropped	Volatility
<b>Allen</b>						
	Hospital	1	1	0	0	0.0%
	Individual	8	8	0	0	0.0%
	Primary Care	7	7	0	0	0.0%
	Specialist	1	1	0	0	0.0%
<b>Anderson</b>						
	Hospital	1	1	0	0	0.0%
	Individual	10	10	0	0	0.0%
	Primary Care	7	7	0	0	0.0%
	Specialist	3	3	0	0	0.0%
<b>Atchison</b>						
	Hospital	1	1	0	0	0.0%
	Individual	41	39	3	5	18.2%
	Primary Care	12	9	0	3	25.0%
	Specialist	29	30	3	2	15.6%
<b>Barber</b>						
	Hospital	0	0	0	0	0.0%
	Individual	0	1	1	0	100.0%
	Primary Care	0	0	0	0	0.0%
	Specialist	0	1	1	0	100.0%
<b>Barton</b>						
	Hospital	3	3	0	0	0.0%
	Individual	70	75	13	8	25.3%
	Primary Care	30	38	14	6	45.5%
	Specialist	40	39	1	2	7.3%
<b>Bourbon</b>						
	Hospital	1	1	0	0	0.0%
	Individual	20	21	4	3	29.2%
	Primary Care	12	13	3	2	33.3%
	Specialist	8	8	1	1	22.2%
<b>Brown</b>						
	Hospital	2	2	0	0	0.0%
	Individual	13	13	1	1	14.3%
	Primary Care	9	9	1	1	20.0%
	Specialist	4	4	0	0	0.0%
<b>Butler</b>						
	Hospital	1	1	0	0	0.0%
	Individual	173	141	12	44	30.3%
	Primary Care	113	92	9	30	32.0%
	Specialist	60	49	3	14	27.0%
<b>Chase</b>						
	Hospital	0	0	0	0	0.0%
	Individual	1	2	1	0	50.0%
	Primary Care	1	2	1	0	50.0%
	Specialist	0	0	0	0	0.0%

Please refer to the Specialty Mapping Appendix for a list of specific specialties included in each provider type.

The information contained herein is confidential and proprietary. See the CONDITIONS OF USE for more details.

# State: KS

County	Provider Type	Prior	Current	Added	Dropped	Volatility
<b>Chautauqua</b>						
	Hospital	1	1	0	0	0.0%
	Individual	1	1	0	0	0.0%
	Primary Care	1	1	0	0	0.0%
	Specialist	0	0	0	0	0.0%
<b>Cherokee</b>						
	Hospital	0	0	0	0	0.0%
	Individual	1	1	0	0	0.0%
	Primary Care	1	1	0	0	0.0%
	Specialist	0	0	0	0	0.0%
<b>Cheyenne</b>						
	Hospital	1	1	0	0	0.0%
	Individual	3	4	1	0	25.0%
	Primary Care	2	3	1	0	33.3%
	Specialist	1	1	0	0	0.0%
<b>Clark</b>						
	Hospital	1	1	0	0	0.0%
	Individual	5	5	0	0	0.0%
	Primary Care	5	5	0	0	0.0%
	Specialist	0	0	0	0	0.0%
<b>Clay</b>						
	Hospital	1	1	0	0	0.0%
	Individual	12	11	1	2	23.1%
	Primary Care	8	7	1	2	33.3%
	Specialist	4	4	0	0	0.0%
<b>Cloud</b>						
	Hospital	1	1	0	0	0.0%
	Individual	15	17	2	0	11.8%
	Primary Care	10	12	2	0	16.7%
	Specialist	5	5	0	0	0.0%
<b>Coffey</b>						
	Hospital	1	1	0	0	0.0%
	Individual	10	11	2	1	25.0%
	Primary Care	6	6	0	0	0.0%
	Specialist	4	5	2	1	50.0%
<b>Comanche</b>						
	Hospital	1	1	0	0	0.0%
	Individual	1	1	0	0	0.0%
	Primary Care	1	1	0	0	0.0%
	Specialist	0	0	0	0	0.0%
<b>Cowley</b>						
	Hospital	2	2	0	0	0.0%
	Individual	42	48	10	4	26.9%
	Primary Care	26	33	11	4	40.5%
	Specialist	16	18	2	0	11.1%
<b>Crawford</b>						
	Hospital	2	2	0	0	0.0%
	Individual	68	68	6	6	16.2%
	Primary Care	35	36	5	4	22.5%
	Specialist	34	33	1	2	8.6%

Please refer to the Specialty Mapping Appendix for a list of specific specialties included in each provider type.

The information contained herein is confidential and proprietary. See the CONDITIONS OF USE for more details.

# State: KS

County	Provider Type	Prior	Current	Added	Dropped	Volatility
<b>Decatur</b>						
	Hospital	0	0	0	0	0.0%
	Individual	1	1	0	0	0.0%
	Primary Care	1	1	0	0	0.0%
	Specialist	0	0	0	0	0.0%
<b>Dickinson</b>						
	Hospital	2	2	0	0	0.0%
	Individual	26	27	3	2	17.2%
	Primary Care	18	17	0	1	5.6%
	Specialist	9	10	3	2	41.7%
<b>Doniphan</b>						
	Hospital	0	0	0	0	0.0%
	Individual	1	3	2	0	66.7%
	Primary Care	1	3	2	0	66.7%
	Specialist	0	0	0	0	0.0%
<b>Douglas</b>						
	Hospital	1	1	0	0	0.0%
	Individual	142	147	9	4	8.6%
	Primary Care	57	59	4	2	9.8%
	Specialist	85	88	5	2	7.8%
<b>Edwards</b>						
	Hospital	0	0	0	0	0.0%
	Individual	0	0	0	0	0.0%
	Primary Care	0	0	0	0	0.0%
	Specialist	0	0	0	0	0.0%
<b>Elk</b>						
	Hospital	0	0	0	0	0.0%
	Individual	1	1	0	0	0.0%
	Primary Care	1	1	0	0	0.0%
	Specialist	0	0	0	0	0.0%
<b>Ellis</b>						
	Hospital	1	1	0	0	0.0%
	Individual	64	75	12	1	17.1%
	Primary Care	27	39	12	0	30.8%
	Specialist	38	38	1	1	5.1%
<b>Ellsworth</b>						
	Hospital	1	1	0	0	0.0%
	Individual	5	5	0	0	0.0%
	Primary Care	3	3	0	0	0.0%
	Specialist	2	2	0	0	0.0%
<b>Finney</b>						
	Hospital	1	1	0	0	0.0%
	Individual	44	50	9	3	22.6%
	Primary Care	22	27	6	1	25.0%
	Specialist	23	26	5	2	25.0%
<b>Ford</b>						
	Hospital	1	1	0	0	0.0%
	Individual	49	50	7	6	23.2%
	Primary Care	30	29	3	4	21.2%
	Specialist	20	22	4	2	25.0%

Please refer to the Specialty Mapping Appendix for a list of specific specialties included in each provider type.

The information contained herein is confidential and proprietary. See the CONDITIONS OF USE for more details.

# State: KS

County	Provider Type	Prior	Current	Added	Dropped	Volatility
<b>Franklin</b>						
	Hospital	1	1	0	0	0.0%
	Individual	27	32	5	0	15.6%
	Primary Care	10	10	1	1	18.2%
	Specialist	17	22	5	0	22.7%
<b>Geary</b>						
	Hospital	1	1	0	0	0.0%
	Individual	20	26	9	3	41.4%
	Primary Care	13	19	8	2	47.6%
	Specialist	7	7	1	1	25.0%
<b>Gove</b>						
	Hospital	0	0	0	0	0.0%
	Individual	0	0	0	0	0.0%
	Primary Care	0	0	0	0	0.0%
	Specialist	0	0	0	0	0.0%
<b>Graham</b>						
	Hospital	1	1	0	0	0.0%
	Individual	2	2	0	0	0.0%
	Primary Care	1	1	0	0	0.0%
	Specialist	1	1	0	0	0.0%
<b>Grant</b>						
	Hospital	1	1	0	0	0.0%
	Individual	5	6	1	0	16.7%
	Primary Care	4	5	1	0	20.0%
	Specialist	1	1	0	0	0.0%
<b>Gray</b>						
	Hospital	0	0	0	0	0.0%
	Individual	2	2	0	0	0.0%
	Primary Care	2	2	0	0	0.0%
	Specialist	0	0	0	0	0.0%
<b>Greeley</b>						
	Hospital	1	1	0	0	0.0%
	Individual	5	5	0	0	0.0%
	Primary Care	4	4	0	0	0.0%
	Specialist	1	1	0	0	0.0%
<b>Greenwood</b>						
	Hospital	1	1	0	0	0.0%
	Individual	8	7	0	1	12.5%
	Primary Care	4	4	0	0	0.0%
	Specialist	4	3	0	1	25.0%
<b>Hamilton</b>						
	Hospital	1	1	0	0	0.0%
	Individual	2	2	0	0	0.0%
	Primary Care	2	2	0	0	0.0%
	Specialist	0	0	0	0	0.0%
<b>Harper</b>						
	Hospital	2	2	0	0	0.0%
	Individual	9	10	1	0	10.0%
	Primary Care	8	9	1	0	11.1%
	Specialist	1	1	0	0	0.0%

Please refer to the Specialty Mapping Appendix for a list of specific specialties included in each provider type.

The information contained herein is confidential and proprietary. See the CONDITIONS OF USE for more details.

# State: KS

County	Provider Type	Prior	Current	Added	Dropped	Volatility
<b>Harvey</b>						
	Hospital	1	1	0	0	0.0%
	Individual	179	148	14	45	30.6%
	Primary Care	101	83	14	32	40.0%
	Specialist	78	67	2	13	18.8%
<b>Haskell</b>						
	Hospital	1	1	0	0	0.0%
	Individual	2	2	0	0	0.0%
	Primary Care	2	2	0	0	0.0%
	Specialist	0	0	0	0	0.0%
<b>Hodgeman</b>						
	Hospital	1	1	0	0	0.0%
	Individual	1	1	0	0	0.0%
	Primary Care	1	1	0	0	0.0%
	Specialist	0	0	0	0	0.0%
<b>Jackson</b>						
	Hospital	0	0	0	0	0.0%
	Individual	0	0	0	0	0.0%
	Primary Care	0	0	0	0	0.0%
	Specialist	0	0	0	0	0.0%
<b>Jefferson</b>						
	Hospital	1	1	0	0	0.0%
	Individual	6	6	0	0	0.0%
	Primary Care	6	6	0	0	0.0%
	Specialist	0	0	0	0	0.0%
<b>Jewell</b>						
	Hospital	1	1	0	0	0.0%
	Individual	0	0	0	0	0.0%
	Primary Care	0	0	0	0	0.0%
	Specialist	0	0	0	0	0.0%
<b>Johnson</b>						
	Hospital	6	6	0	0	0.0%
	Individual	1,213	1,297	126	42	12.5%
	Primary Care	454	481	47	20	13.4%
	Specialist	763	820	80	23	12.2%
<b>Kearny</b>						
	Hospital	1	1	0	0	0.0%
	Individual	3	3	0	0	0.0%
	Primary Care	2	2	0	0	0.0%
	Specialist	1	1	0	0	0.0%
<b>Kingman</b>						
	Hospital	1	1	0	0	0.0%
	Individual	6	6	0	0	0.0%
	Primary Care	3	3	0	0	0.0%
	Specialist	3	3	0	0	0.0%
<b>Kiowa</b>						
	Hospital	0	0	0	0	0.0%
	Individual	1	1	0	0	0.0%
	Primary Care	1	1	0	0	0.0%
	Specialist	0	0	0	0	0.0%

Please refer to the Specialty Mapping Appendix for a list of specific specialties included in each provider type.

The information contained herein is confidential and proprietary. See the CONDITIONS OF USE for more details.

# State: KS

County	Provider Type	Prior	Current	Added	Dropped	Volatility
<b>Labette</b>						
	Hospital	1	1	0	0	0.0%
	Individual	45	53	10	2	21.8%
	Primary Care	21	28	8	1	31.0%
	Specialist	24	27	4	1	17.9%
<b>Lane</b>						
	Hospital	0	0	0	0	0.0%
	Individual	1	1	0	0	0.0%
	Primary Care	1	1	0	0	0.0%
	Specialist	0	0	0	0	0.0%
<b>Leavenworth</b>						
	Hospital	2	2	0	0	0.0%
	Individual	114	125	16	5	16.2%
	Primary Care	34	35	3	2	13.5%
	Specialist	80	90	13	3	17.2%
<b>Lincoln</b>						
	Hospital	1	1	0	0	0.0%
	Individual	2	2	0	0	0.0%
	Primary Care	2	2	0	0	0.0%
	Specialist	0	0	0	0	0.0%
<b>Linn</b>						
	Hospital	0	0	0	0	0.0%
	Individual	3	3	1	1	50.0%
	Primary Care	3	3	1	1	50.0%
	Specialist	0	0	0	0	0.0%
<b>Logan</b>						
	Hospital	1	1	0	0	0.0%
	Individual	4	5	1	0	20.0%
	Primary Care	3	4	1	0	25.0%
	Specialist	1	1	0	0	0.0%
<b>Lyon</b>						
	Hospital	1	1	0	0	0.0%
	Individual	52	60	12	4	25.0%
	Primary Care	31	38	10	3	31.7%
	Specialist	21	22	2	1	13.0%
<b>Marion</b>						
	Hospital	2	2	0	0	0.0%
	Individual	12	11	0	1	8.3%
	Primary Care	6	5	0	1	16.7%
	Specialist	6	6	0	0	0.0%
<b>Marshall</b>						
	Hospital	1	1	0	0	0.0%
	Individual	17	19	2	0	10.5%
	Primary Care	15	17	2	0	11.8%
	Specialist	2	2	0	0	0.0%
<b>McPherson</b>						
	Hospital	3	3	0	0	0.0%
	Individual	46	45	5	6	21.6%
	Primary Care	35	33	4	6	25.6%
	Specialist	11	12	2	1	23.1%

Please refer to the Specialty Mapping Appendix for a list of specific specialties included in each provider type.

The information contained herein is confidential and proprietary. See the CONDITIONS OF USE for more details.

# State: KS

County	Provider Type	Prior	Current	Added	Dropped	Volatility
<b>Meade</b>						
	Hospital	1	1	0	0	0.0%
	Individual	8	8	0	0	0.0%
	Primary Care	7	7	0	0	0.0%
	Specialist	1	1	0	0	0.0%
<b>Miami</b>						
	Hospital	1	1	0	0	0.0%
	Individual	23	25	2	0	8.0%
	Primary Care	14	16	2	0	12.5%
	Specialist	9	9	0	0	0.0%
<b>Mitchell</b>						
	Hospital	0	0	0	0	0.0%
	Individual	3	3	0	0	0.0%
	Primary Care	3	3	0	0	0.0%
	Specialist	0	0	0	0	0.0%
<b>Montgomery</b>						
	Hospital	2	2	0	0	0.0%
	Individual	40	41	4	3	15.9%
	Primary Care	26	26	3	3	20.7%
	Specialist	14	15	1	0	6.7%
<b>Morris</b>						
	Hospital	1	1	0	0	0.0%
	Individual	10	12	2	0	16.7%
	Primary Care	7	8	1	0	12.5%
	Specialist	3	4	1	0	25.0%
<b>Morton</b>						
	Hospital	1	1	0	0	0.0%
	Individual	5	7	2	0	28.6%
	Primary Care	3	5	2	0	40.0%
	Specialist	2	2	0	0	0.0%
<b>Nemaha</b>						
	Hospital	0	0	0	0	0.0%
	Individual	2	1	0	1	50.0%
	Primary Care	2	1	0	1	50.0%
	Specialist	0	0	0	0	0.0%
<b>Neosho</b>						
	Hospital	1	1	0	0	0.0%
	Individual	28	28	1	1	6.9%
	Primary Care	16	15	0	1	6.3%
	Specialist	12	13	1	0	7.7%
<b>Ness</b>						
	Hospital	2	2	0	0	0.0%
	Individual	5	6	2	1	42.9%
	Primary Care	5	5	1	1	33.3%
	Specialist	0	1	1	0	100.0%
<b>Norton</b>						
	Hospital	0	0	0	0	0.0%
	Individual	2	2	0	0	0.0%
	Primary Care	2	2	0	0	0.0%
	Specialist	0	0	0	0	0.0%

Please refer to the Specialty Mapping Appendix for a list of specific specialties included in each provider type.

The information contained herein is confidential and proprietary. See the CONDITIONS OF USE for more details.

# State: KS

County	Provider Type	Prior	Current	Added	Dropped	Volatility
<b>Osage</b>						
	Hospital	0	0	0	0	0.0%
	Individual	7	7	0	0	0.0%
	Primary Care	5	5	0	0	0.0%
	Specialist	2	2	0	0	0.0%
<b>Osborne</b>						
	Hospital	1	1	0	0	0.0%
	Individual	8	8	0	0	0.0%
	Primary Care	8	8	0	0	0.0%
	Specialist	0	0	0	0	0.0%
<b>Ottawa</b>						
	Hospital	1	1	0	0	0.0%
	Individual	3	3	0	0	0.0%
	Primary Care	3	3	0	0	0.0%
	Specialist	0	0	0	0	0.0%
<b>Pawnee</b>						
	Hospital	1	1	0	0	0.0%
	Individual	7	12	5	0	41.7%
	Primary Care	7	12	5	0	41.7%
	Specialist	0	0	0	0	0.0%
<b>Phillips</b>						
	Hospital	1	1	0	0	0.0%
	Individual	6	6	0	0	0.0%
	Primary Care	3	3	0	0	0.0%
	Specialist	3	3	0	0	0.0%
<b>Pottawatomie</b>						
	Hospital	2	2	0	0	0.0%
	Individual	19	21	3	1	18.2%
	Primary Care	16	19	3	0	15.8%
	Specialist	3	2	0	1	33.3%
<b>Pratt</b>						
	Hospital	1	1	0	0	0.0%
	Individual	10	11	1	0	9.1%
	Primary Care	6	6	0	0	0.0%
	Specialist	4	5	1	0	20.0%
<b>Rawlins</b>						
	Hospital	0	0	0	0	0.0%
	Individual	0	0	0	0	0.0%
	Primary Care	0	0	0	0	0.0%
	Specialist	0	0	0	0	0.0%
<b>Reno</b>						
	Hospital	1	1	0	0	0.0%
	Individual	133	134	6	5	7.9%
	Primary Care	59	63	7	3	15.2%
	Specialist	74	75	5	4	11.4%
<b>Republic</b>						
	Hospital	1	1	0	0	0.0%
	Individual	7	8	1	0	12.5%
	Primary Care	4	4	0	0	0.0%
	Specialist	3	4	1	0	25.0%

Please refer to the Specialty Mapping Appendix for a list of specific specialties included in each provider type.

The information contained herein is confidential and proprietary. See the CONDITIONS OF USE for more details.

# State: KS

County	Provider Type	Prior	Current	Added	Dropped	Volatility
<b>Rice</b>						
	Hospital	1	1	0	0	0.0%
	Individual	1	5	4	0	80.0%
	Primary Care	1	4	3	0	75.0%
	Specialist	0	1	1	0	100.0%
<b>Riley</b>						
	Hospital	1	1	0	0	0.0%
	Individual	77	77	6	6	14.5%
	Primary Care	48	48	4	4	15.4%
	Specialist	29	30	4	3	21.2%
<b>Rooks</b>						
	Hospital	1	1	0	0	0.0%
	Individual	6	6	0	0	0.0%
	Primary Care	6	6	0	0	0.0%
	Specialist	0	0	0	0	0.0%
<b>Rush</b>						
	Hospital	0	0	0	0	0.0%
	Individual	0	0	0	0	0.0%
	Primary Care	0	0	0	0	0.0%
	Specialist	0	0	0	0	0.0%
<b>Russell</b>						
	Hospital	1	1	0	0	0.0%
	Individual	14	16	3	1	23.5%
	Primary Care	11	13	3	1	28.6%
	Specialist	3	3	0	0	0.0%
<b>Saline</b>						
	Hospital	1	1	0	0	0.0%
	Individual	98	100	5	3	7.8%
	Primary Care	50	52	2	0	3.8%
	Specialist	48	48	3	3	11.8%
<b>Scott</b>						
	Hospital	1	1	0	0	0.0%
	Individual	4	4	0	0	0.0%
	Primary Care	4	4	0	0	0.0%
	Specialist	0	0	0	0	0.0%
<b>Sedgwick</b>						
	Hospital	1	1	0	0	0.0%
	Individual	804	845	68	27	10.9%
	Primary Care	419	464	62	17	16.4%
	Specialist	390	395	17	12	7.1%
<b>Seward</b>						
	Hospital	1	1	0	0	0.0%
	Individual	30	33	5	2	20.0%
	Primary Care	15	18	4	1	26.3%
	Specialist	15	15	1	1	12.5%
<b>Shawnee</b>						
	Hospital	1	1	0	0	0.0%
	Individual	325	324	37	38	20.7%
	Primary Care	160	161	28	27	29.3%
	Specialist	166	165	13	14	15.1%

Please refer to the Specialty Mapping Appendix for a list of specific specialties included in each provider type.

The information contained herein is confidential and proprietary. See the CONDITIONS OF USE for more details.

# State: KS

County	Provider Type	Prior	Current	Added	Dropped	Volatility
<b>Sheridan</b>						
	Hospital	0	0	0	0	0.0%
	Individual	0	0	0	0	0.0%
	Primary Care	0	0	0	0	0.0%
	Specialist	0	0	0	0	0.0%
<b>Sherman</b>						
	Hospital	0	0	0	0	0.0%
	Individual	0	1	1	0	100.0%
	Primary Care	0	0	0	0	0.0%
	Specialist	0	1	1	0	100.0%
<b>Smith</b>						
	Hospital	1	1	0	0	0.0%
	Individual	4	5	1	0	20.0%
	Primary Care	2	2	0	0	0.0%
	Specialist	2	3	1	0	33.3%
<b>Stafford</b>						
	Hospital	1	1	0	0	0.0%
	Individual	2	3	1	0	33.3%
	Primary Care	1	2	1	0	50.0%
	Specialist	1	1	0	0	0.0%
<b>Stanton</b>						
	Hospital	1	1	0	0	0.0%
	Individual	2	3	1	0	33.3%
	Primary Care	2	2	0	0	0.0%
	Specialist	0	1	1	0	100.0%
<b>Stevens</b>						
	Hospital	1	1	0	0	0.0%
	Individual	2	2	0	0	0.0%
	Primary Care	2	2	0	0	0.0%
	Specialist	0	0	0	0	0.0%
<b>Sumner</b>						
	Hospital	2	2	0	0	0.0%
	Individual	17	18	1	0	5.6%
	Primary Care	13	14	1	0	7.1%
	Specialist	4	5	1	0	20.0%
<b>Thomas</b>						
	Hospital	1	1	0	0	0.0%
	Individual	13	12	0	1	7.7%
	Primary Care	7	6	0	1	14.3%
	Specialist	6	6	0	0	0.0%
<b>Trego</b>						
	Hospital	1	1	0	0	0.0%
	Individual	5	5	0	0	0.0%
	Primary Care	3	3	0	0	0.0%
	Specialist	2	2	0	0	0.0%
<b>Wabaunsee</b>						
	Hospital	0	0	0	0	0.0%
	Individual	0	0	0	0	0.0%
	Primary Care	0	0	0	0	0.0%
	Specialist	0	0	0	0	0.0%

Please refer to the Specialty Mapping Appendix for a list of specific specialties included in each provider type.

The information contained herein is confidential and proprietary. See the CONDITIONS OF USE for more details.

# State: KS

County	Provider Type	Prior	Current	Added	Dropped	Volatility
<b>Wallace</b>						
	Hospital	0	0	0	0	0.0%
	Individual	0	0	0	0	0.0%
	Primary Care	0	0	0	0	0.0%
	Specialist	0	0	0	0	0.0%
<b>Washington</b>						
	Hospital	2	2	0	0	0.0%
	Individual	6	6	0	0	0.0%
	Primary Care	6	6	0	0	0.0%
	Specialist	0	0	0	0	0.0%
<b>Wichita</b>						
	Hospital	1	1	0	0	0.0%
	Individual	3	3	0	0	0.0%
	Primary Care	3	3	0	0	0.0%
	Specialist	0	0	0	0	0.0%
<b>Wilson</b>						
	Hospital	2	2	0	0	0.0%
	Individual	14	14	1	1	13.3%
	Primary Care	12	12	1	1	15.4%
	Specialist	3	3	0	0	0.0%
<b>Woodson</b>						
	Hospital	0	0	0	0	0.0%
	Individual	2	2	0	0	0.0%
	Primary Care	2	2	0	0	0.0%
	Specialist	0	0	0	0	0.0%
<b>Wyandotte</b>						
	Hospital	2	2	0	0	0.0%
	Individual	436	452	49	33	16.9%
	Primary Care	122	125	12	9	15.7%
	Specialist	317	330	38	25	17.7%

Please refer to the Specialty Mapping Appendix for a list of specific specialties included in each provider type.

The information contained herein is confidential and proprietary. See the CONDITIONS OF USE for more details.

***Specialty Mapping Appendix***

Below are the provider types and corresponding specialty mapping combinations used to generate this report. Please keep in mind that this is a comprehensive list of all available specialty and provider type combinations. Final results of the analysis will include only the data that applies to the base plan, comparison plan and geography selections that were made during report setup. Therefore not all specialties listed below will have providers associated with them.

Note: Specialties with a provider type of 'Other Provider' or 'Other Facility' are excluded from Hospital, Primary Care, Individual Provider and Specialist counts in the analysis.

<b>Hospital</b>		
<b>Provider Type</b>	<b>Specialty Group</b>	<b>Specialty</b>
Hospital	Hospital	Hospital - Children's
Hospital	Hospital	Hospital - General Acute Care
Hospital	Hospital	Hospital - Women's

<b>Primary Care</b>		
<b>Provider Type</b>	<b>Specialty Group</b>	<b>Specialty</b>
Primary Care	Family Medicine	Family Practice
Primary Care	Family Medicine	General Practice
Primary Care	Family Medicine	Geriatrics
Primary Care	Internal Medicine	Internal Medicine
Primary Care	Internal Medicine	Geriatric Medicine/IM
Primary Care	Obstetrics & Gynecology	Obstetrics & Gynecology
Primary Care	Obstetrics & Gynecology	Gynecology
Primary Care	Obstetrics & Gynecology	Obstetrics
Primary Care	Pediatrics	Pediatrics
Primary Care	Pediatrics	Adolescent Medicine

<b>Specialist</b>		
<b>Provider Type</b>	<b>Specialty Group</b>	<b>Specialty</b>
Specialist	Allergy & Immunology	Allergy & Immunology
Specialist	Allergy & Immunology	Allergy
Specialist	Allergy & Immunology	Immunology
Specialist	Allergy & Immunology	Immunopathology
Specialist	Allergy & Immunology	Pediatric Allergy & Immunology

<b>Specialist</b>		
<b>Provider Type</b>	<b>Specialty Group</b>	<b>Specialty</b>
Specialist	Allergy & Immunology	Pediatric Immunology
Specialist	Cardiology	Cardiology
Specialist	Cardiology	Cardiovascular Disease
Specialist	Cardiology	Clinical Cardiac Electrophysiology
Specialist	Cardiology	Interventional Cardiology
Specialist	Cardiology	Pediatric Cardiology
Specialist	Dermatology	Dermatology
Specialist	Dermatology	Dermatological Immunology
Specialist	Dermatology	Dermatopathology
Specialist	Dermatology	Micrographic Surgery
Specialist	Dermatology	Pediatric Dermatology
Specialist	Endocrinology	Endocrinology
Specialist	Endocrinology	Diabetes Medicine
Specialist	Endocrinology	Pediatric Endocrinology
Specialist	Endocrinology	Reproductive Endocrinology
Specialist	Gastroenterology	Gastroenterology
Specialist	Gastroenterology	Pediatric Gastroenterology
Specialist	Genetics	Clinical Molecular Genetics
Specialist	Genetics	Medical Genetics
Specialist	Genetics	Pediatric Genetics
Specialist	Genetics	Pediatric Medical Genetics
Specialist	Hematology & Oncology	Hematology
Specialist	Hematology & Oncology	Hematology/Oncology
Specialist	Hematology & Oncology	Hematopathology
Specialist	Hematology & Oncology	Oncology
Specialist	Hematology & Oncology	Oncology - Gynecologic
Specialist	Hematology & Oncology	Oncology - Medical
Specialist	Hematology & Oncology	Oncology - Orthopaedic
Specialist	Hematology & Oncology	Pediatric Hematology/Oncology
Specialist	Hematology & Oncology	Surgery - Oncological
Specialist	Infectious Disease Medicine	Infectious Disease Medicine
Specialist	Infectious Disease Medicine	HIV Specialist
Specialist	Infectious Disease Medicine	Pediatric Infectious Disease Medicine

Please refer to the Specialty Mapping Appendix for a list of specific specialties included in each provider type.

The information contained herein is confidential and proprietary. See the CONDITIONS OF USE for more details.

<b>Specialist</b>		
<b>Provider Type</b>	<b>Specialty Group</b>	<b>Specialty</b>
Specialist	Infectious Disease Medicine	Tropical Health
Specialist	Neonatal-Perinatal Medicine	Maternal and Fetal Medicine
Specialist	Neonatal-Perinatal Medicine	Neonatal/Perinatal Medicine
Specialist	Neonatal-Perinatal Medicine	Perinatology
Specialist	Nephrology	Nephrology
Specialist	Nephrology	Pediatric Nephrology
Specialist	Neurology	Neurology
Specialist	Neurology	Pediatric Neurology
Specialist	Ophthalmology	Ophthalmology
Specialist	Ophthalmology	Pediatric Ophthalmology
Specialist	Ophthalmology	Retinal Specialist
Specialist	Orthopaedics	Orthopedics
Specialist	Orthopaedics	Pediatric Orthopaedic Medicine
Specialist	Orthopaedics	Pediatric Orthopaedic Surgery
Specialist	Orthopaedics	Surgery - Orthopaedic
Specialist	Otolaryngology	Otolaryngology
Specialist	Otolaryngology	Otology/Neurotology
Specialist	Otolaryngology	Otorhinolaryngology
Specialist	Otolaryngology	Pediatric Otolaryngology
Specialist	Physical Medicine & Rehabilitation	Physical Medicine & Rehabilitation
Specialist	Physical Medicine & Rehabilitation	Pediatric Rehabilitation
Specialist	Physical Medicine & Rehabilitation	Physiatry
Specialist	Physical Medicine & Rehabilitation	Rehabilitation Medicine
Specialist	Pulmonary Medicine	Pulmonary Medicine
Specialist	Pulmonary Medicine	Pediatric Pulmonology
Specialist	Rheumatology	Rheumatology
Specialist	Rheumatology	Pediatric Rheumatology
Specialist	Surgery	Pediatric Plastic Surgery
Specialist	Surgery	Pediatric Surgery
Specialist	Surgery	Pediatric Thoracic & Cardiovascular Surgery
Specialist	Surgery	Proctology
Specialist	Surgery	Surgery - Breast
Specialist	Surgery	Surgery - Cardiothoracic

Please refer to the Specialty Mapping Appendix for a list of specific specialties included in each provider type.

The information contained herein is confidential and proprietary. See the CONDITIONS OF USE for more details.

## State: KS

Specialist		
Provider Type	Specialty Group	Specialty
Specialist	Surgery	Surgery - Cardiovascular
Specialist	Surgery	Surgery - Colon & Rectal
Specialist	Surgery	Surgery - Critical Care
Specialist	Surgery	Surgery - General
Specialist	Surgery	Surgery - Gynecologic
Specialist	Surgery	Surgery - Hand
Specialist	Surgery	Surgery - Head & Neck
Specialist	Surgery	Surgery - Neurological
Specialist	Surgery	Surgery - Oculoplastic
Specialist	Surgery	Surgery - Oral & Maxillofacial
Specialist	Surgery	Surgery - Plastic
Specialist	Surgery	Surgery - Podiatric
Specialist	Surgery	Surgery - Thoracic
Specialist	Surgery	Surgery - Transplant
Specialist	Surgery	Surgery - Vascular
Specialist	Urology	Urology
Specialist	Urology	Andrology
Specialist	Urology	Gynecology - Urologic
Specialist	Urology	Oncology - Urologic
Specialist	Urology	Pediatric Urology
Specialist	Urology	Surgery - Urological

Other Facility (Excluded from analysis)		
Provider Type	Specialty Group	Specialty
Other Facility	Other Facility	Ambulatory Surgical Center
Other Facility	Other Facility	Birth Center
Other Facility	Other Facility	Cancer Center
Other Facility	Other Facility	Diagnostic Imaging Center
Other Facility	Other Facility	Dialysis Center
Other Facility	Other Facility	Fertility Center
Other Facility	Other Facility	Hearing Aid Center
Other Facility	Other Facility	Hospice
Other Facility	Other Facility	Hospital - Psychiatric

Please refer to the Specialty Mapping Appendix for a list of specific specialties included in each provider type.

The information contained herein is confidential and proprietary. See the CONDITIONS OF USE for more details.

**Other Facility (Excluded from analysis)**

Provider Type	Specialty Group	Specialty
Other Facility	Other Facility	Hospital - Rehabilitation
Other Facility	Other Facility	Hospital - Urgent Care
Other Facility	Other Facility	Lithotripsy Center
Other Facility	Other Facility	Mammography Center
Other Facility	Other Facility	Medical Clinic
Other Facility	Other Facility	Mental Health - Outpatient
Other Facility	Other Facility	Mental Health - Rehabilitation
Other Facility	Other Facility	Mental Health - Residential
Other Facility	Other Facility	Optical Center
Other Facility	Other Facility	Radiology Center
Other Facility	Other Facility	Skilled Nursing Facility
Other Facility	Other Facility	Substance Abuse Facility
Other Facility	Other Facility	Surgery Center
Other Facility	Other Facility	Wound Care Center
Other Facility	Other Provider	Blood Banking

**Other Provider (Excluded from analysis)**

Provider Type	Specialty Group	Specialty
Other Provider	Other Provider	Acupuncture
Other Provider	Other Provider	Addiction Medicine
Other Provider	Other Provider	Addiction Psychiatry
Other Provider	Other Provider	Adolescent Psychiatry
Other Provider	Other Provider	Aerospace Medicine
Other Provider	Other Provider	Anatomic Pathology
Other Provider	Other Provider	Anesthesiology
Other Provider	Other Provider	Audiology
Other Provider	Other Provider	Bariatrics
Other Provider	Other Provider	Behavioral Medicine
Other Provider	Other Provider	Burn Specialist
Other Provider	Other Provider	Chemical Pathology
Other Provider	Other Provider	Chiropractic Medicine
Other Provider	Other Provider	Clinical Neurophysiology
Other Provider	Other Provider	Community Health

Please refer to the Specialty Mapping Appendix for a list of specific specialties included in each provider type.

The information contained herein is confidential and proprietary. See the CONDITIONS OF USE for more details.

**Other Provider (Excluded from analysis)**

<b>Provider Type</b>	<b>Specialty Group</b>	<b>Specialty</b>
Other Provider	Other Provider	Counseling/Social Work
Other Provider	Other Provider	Critical Care Medicine
Other Provider	Other Provider	Custom Medical Group
Other Provider	Other Provider	Cytopathology
Other Provider	Other Provider	Dentistry - Endodontics
Other Provider	Other Provider	Dentistry - General
Other Provider	Other Provider	Dentistry - Orthodontics
Other Provider	Other Provider	Dentistry - Pediatric
Other Provider	Other Provider	Dentistry - Pedodontics
Other Provider	Other Provider	Dentistry - Periodontics
Other Provider	Other Provider	Dentistry - Prosthodontics
Other Provider	Other Provider	Dentistry - TMJ
Other Provider	Other Provider	Eating Disorder Specialist
Other Provider	Other Provider	Emergency Medicine
Other Provider	Other Provider	Endoscopy
Other Provider	Other Provider	Enterostomal Therapy
Other Provider	Other Provider	Epidemiology
Other Provider	Other Provider	Forensic Pathology
Other Provider	Other Provider	Forensic Psychiatry
Other Provider	Other Provider	Forensic Science
Other Provider	Other Provider	Geriatric Psychiatry
Other Provider	Other Provider	Health Education
Other Provider	Other Provider	Hepatology
Other Provider	Other Provider	Homeopathy
Other Provider	Other Provider	Hospitalist
Other Provider	Other Provider	Hypnosis
Other Provider	Other Provider	Lactation Specialist
Other Provider	Other Provider	Legal Medicine
Other Provider	Other Provider	Manipulative Therapy
Other Provider	Other Provider	Marriage/Family Therapy
Other Provider	Other Provider	Massage Therapy
Other Provider	Other Provider	Medical Microbiology
Other Provider	Other Provider	Medical Toxicology

*Please refer to the Specialty Mapping Appendix for a list of specific specialties included in each provider type.*

*The information contained herein is confidential and proprietary. See the CONDITIONS OF USE for more details.*

Other Provider (Excluded from analysis)

Provider Type	Specialty Group	Specialty
Other Provider	Other Provider	Mental Health - Counselor
Other Provider	Other Provider	Mental Health - Inpatient
Other Provider	Other Provider	Microbiology
Other Provider	Other Provider	Midwifery
Other Provider	Other Provider	Naprapathy
Other Provider	Other Provider	Naturopathic Medicine
Other Provider	Other Provider	Neck Specialist
Other Provider	Other Provider	Neuropathology
Other Provider	Other Provider	Neuropsychology
Other Provider	Other Provider	Neuroradiology
Other Provider	Other Provider	Nuclear Medicine
Other Provider	Other Provider	Nurse
Other Provider	Other Provider	Nurse - PCP
Other Provider	Other Provider	Nurse Anesthetist
Other Provider	Other Provider	Nurse, Psychiatric
Other Provider	Other Provider	Nutritional Medicine
Other Provider	Other Provider	Occupational Medicine
Other Provider	Other Provider	Occupational Therapy
Other Provider	Other Provider	Optician
Other Provider	Other Provider	Optometry
Other Provider	Other Provider	Orthotics/Prosthetics
Other Provider	Other Provider	Osteopathic Medicine
Other Provider	Other Provider	Other
Other Provider	Other Provider	Pain Management
Other Provider	Other Provider	Palliative Care
Other Provider	Other Provider	Pathology
Other Provider	Other Provider	Pathology - Clinical
Other Provider	Other Provider	Pediatric Critical Care
Other Provider	Other Provider	Pediatric Developmental & Behavioral Health
Other Provider	Other Provider	Pediatric Emergency Medicine
Other Provider	Other Provider	Pediatric Medical Toxicology
Other Provider	Other Provider	Pediatric Other
Other Provider	Other Provider	Pediatric Pathology

Please refer to the Specialty Mapping Appendix for a list of specific specialties included in each provider type.

The information contained herein is confidential and proprietary. See the CONDITIONS OF USE for more details.

Other Provider (Excluded from analysis)

Provider Type	Specialty Group	Specialty
Other Provider	Other Provider	Pediatric Psychiatry
Other Provider	Other Provider	Pediatric Radiology
Other Provider	Other Provider	Pediatric Sports Medicine
Other Provider	Other Provider	Perfusion
Other Provider	Other Provider	Pharmacology
Other Provider	Other Provider	Pharmacy
Other Provider	Other Provider	Phlebotomy
Other Provider	Other Provider	Physical Therapy
Other Provider	Other Provider	Physician Assistant
Other Provider	Other Provider	Physician Other
Other Provider	Other Provider	Podiatry
Other Provider	Other Provider	Preventive Medicine
Other Provider	Other Provider	Psychiatric Neurology
Other Provider	Other Provider	Psychiatry
Other Provider	Other Provider	Psychiatry - Geriatric
Other Provider	Other Provider	Psychology
Other Provider	Other Provider	Public Health
Other Provider	Other Provider	Radiation Oncology
Other Provider	Other Provider	Radioisotopic Pathology
Other Provider	Other Provider	Radiological Physics
Other Provider	Other Provider	Radiology
Other Provider	Other Provider	Radiology - Diagnostic
Other Provider	Other Provider	Radiology, Nuclear
Other Provider	Other Provider	Radiology, Vascular and Interventional
Other Provider	Other Provider	Radiotherapy
Other Provider	Other Provider	Registered Dietician
Other Provider	Other Provider	Respiratory Therapy
Other Provider	Other Provider	Sleep Medicine
Other Provider	Other Provider	Speech Pathology
Other Provider	Other Provider	Speech Therapist
Other Provider	Other Provider	Sports Medicine
Other Provider	Other Provider	Surgery - Dental
Other Provider	Other Provider	Surgical Assistant

Please refer to the Specialty Mapping Appendix for a list of specific specialties included in each provider type.

The information contained herein is confidential and proprietary. See the CONDITIONS OF USE for more details.

**Other Provider (Excluded from analysis)**

<b>Provider Type</b>	<b>Specialty Group</b>	<b>Specialty</b>
Other Provider	Other Provider	Toxicology
Other Provider	Other Provider	Transfusion Medicine
Other Provider	Other Provider	Undersea & Hyperbaric Medicine
Other Provider	Other Provider	Urgent Care
Other Provider	Other Provider	Vascular Medicine
Other Provider	Other Provider	Women's Health
Other Provider	Other Provider	Wound Care Specialist

**Other Service (Excluded from analysis)**

<b>Provider Type</b>	<b>Specialty Group</b>	<b>Specialty</b>
Other Service	Other Service	Ambulance Services
Other Service	Other Service	Durable Medical Equipment
Other Service	Other Service	Home Health
Other Service	Other Service	Infusion / IV Services
Other Service	Other Service	Lab
Other Service	Other Service	Lab - Clinical
Other Service	Other Service	Lab - Diagnostic
Other Service	Other Service	Medical Supplies